



Martin INDUSTRIAL HAND TOOLS

Body and Fender Tools
C-Clamps
Chisels and Punches
Crank Handles
Eye Bolts
Hammers
Pipe Wrench
Pliers
Pry Bars
Screwdrivers
Sockets
Tool Boards
Tool Sets
Wrenches





Limited Warranty and Additional Terms & Conditions

LIMITED WARRANTY

Subject to the limitation expressed in subsequent paragraphs, *Martin* Sprocket & Gear, Inc. and *Martin* Sprocket & Gear Canada Inc., and *Martin* Sprocket & Gear de Mexico, S.A. de C.V., make the following warranties: We warrant that each of our products of manufacture will be free from defects in material and workmanship under normal use and service for twelvemonths from the date of delivery to the original user. We will correct any such defects in material or workmanship by repair or replacement of the product F.O.B. our plant. Tools will carry the following lifetime warranty: If a *Martin* tool fails to satisfactorily perform its designated use, it may be returned to the *Martin* distributor from which such tool was purchased and will be repaired or replaced without cost.

THE FOREGOING WARRANTIES ARE EXPRESSLY IN LIEU OF ANY AND ALL REPRESENTATIONS, WARRANTIES AND CONDITIONS EXPRESSED OR IMPLIED, INCLUDING ANY IMPLIED WARRANTY OF MERCHANTABILITY OR FITNESS FOR A PARTICULAR PURPOSE WHETHER ARISING FROM STATUTE, COMMON LAW, CUSTOM, OR OTHERWISE. THE REMEDY OF REPAIR OR REPLACEMENT OF THE DEFECTIVE PRODUCT OR TOOL SET FORTH IN THE FOREGOING WARRANTIES SHALL BE THE EXCLUSIVE REMEDY AVAILABLE TO ANY PERSON.

Charges for correcting defects will not be allowed, nor can we accept goods returned to us for repair or replacement, unless we are previously notified of the defect in writing and the return or correction is authorized by us in writing. All warranty claims alleging defects of materials or workmanship must be submitted in writing within thirty days of the discovery of a defect or such claim shall be considered waived. (This paragraph is subject to the provisions of the Consumer Protection laws of Mexico.)

The foregoing warranties shall not apply to any products or tools which have been subjected to misuse, neglect or accident, or have been altered or tampered with, or have been used beyond their normal useful or expected life, or which have had corrective work done thereon without our written consent. WE SHALL NOT BE LIABLE FOR ANY LOSS, INJURY, EXPENSE, OR DAMAGE, WHETHER DIRECT, CONSEQUENTIAL, INCIDENTAL, OR OTHERWISE, RESULTING FROM THE USE OF OUR PRODUCTS OR TOOLS OR CAUSED BY ANY DEFECT, FAILURE, OR MALFUNCTION OF ANY PRODUCT OR TOOL, WHETHER A CLAIM FOR SUCH DAMAGES IS BASED UPON WARRANTY, CONTRACT, NEGLIGENCE, OR OTHERWISE. Equipment manufactured by others, and included in our proposal, is not warranted in any way by us but carries only the manufacturer's warranty, if any. No person has the authority to bind us to any representation or warranty other than the foregoing limited warranties as disclaimed.

Sale of *Martin* products and tools shall be governed by the laws of the State of Texas and of the United States of America. The provisions of the United Nations Convention on Contracts for the International Sale of Goods or any local statute declaring it to have the force of law in the jurisdiction of one of the parties shall not apply to products or tools supplied hereunder.

"YOU ARE HEREBY NOTIFIED THAT ANY ADDITIONAL OR DIFFERENT TERMS FROM THOSE CONTAINED IN THIS LIMITED WARRANTY ARE OBJECTIONABLE. NO ADDITIONS OR CHANGES ARE BINDING ON *Martin* UNLESS THEY ARE IN WRITING AND SIGNED BY AN AUTHORIZED OFFICER."

NOTE: All past due invoices shall be payable to *Martin* Sprocket & Gear, Inc., at P.O. Box 91588, Arlington, Tarrant County, Texas 76015-0088. All past due invoices of *Martin* Sprocket & Gear Canada Inc., shall be payable at 896 Meyerside Drive, Mississauga, Ontario, Canada L5T 1R9. All past due Invoices of *Martin* Sprocket & Gear de Mexico, SA de C.V., shall be payable at Km. 52 Carretera, Naucalpan-Toluca, Calle 3 Mz.7 Lt. 11, Parque Industrial, Toluca 2000, Toluca, Edo. de Mexico, C.P. 50200. Reasonable attorneys' fees will be added if collection is forced.

ADDITIONAL TERMS & CONDITIONS APPLICABLE TO ORDERS OF *Martin* STOCK PARTS

TAXES: Any sales, use, consumption, or other similar tax applicable to the sale, purchase, or use of any Product is not included in quoted price and shall be paid by the Purchaser.

RETURNED PRODUCT: When it is desired to return Product for credit or exchange, it is necessary that permission in writing first be obtained from the nearest *Martin* Sprocket & Gear sales office.

SHIPMENTS: If Seller is not able to meet Purchaser's shipment requirements and/or expected dates of shipment, Seller will not accept liability for delays beyond Seller's control, nor will Seller accept cancellations unless a settlement has been agreed upon between all parties.

FREIGHT ALLOWANCE: Freight allowances are shown on the different product discount sheets. In cases where a Purchaser's specified routing of any Order is more costly than the routing selected by Seller, the excess charges will be added to the net amount of the invoice. Weights shown in supplier's publications are approximate, and may not be used to determine qualifications for freight allowance.

CASH DISCOUNT: Unless modified in the Order or Invoice, payment shall be: A 1% cash discount will be allowed on invoices paid net 15 days. All invoices are due in 30 days. Cash discount does not apply to other charges such as freight, postage, or delivery charges.

PUBLISHED DIMENSIONAL DATA: Due to changes in engineering and manufacturing processes and procedures, it becomes necessary, from time to time, to make alterations to products. Such alterations may not be reflected in supplier's publications. Therefore, if dimensions, specifications or appearances represented by pictures or drawings or tables are critical in their applications, please consult the factory for clarification or certified drawings.

INDUSTRIAL HAND TOOLS

PRODUCTS	PAGE
BODY AND FENDER TOOLS	J-89 – J-96
C-CLAMPS	J-87
CHISELS AND PUNCHES	J-81 – J-82
CHISEL AND PUNCH SETS	J-80
EYE BOLTS	J-87
HAMMERS	J-74 – J-77
HANDLES, CRANK	J-86
HANDLES, HAMMER, WOOD	J-77
MANUAL OF BODY REPAIRS	J-93
PART NUMBER INTERCHANGE	J-110 – J-113
PIPE WRENCH	J-18
PLIERS	J-83 – J-85
PRY BARS ROLLING, HD.	J-87
SCREWDRIVERS	J-78 – J-79
SOCKETS, SETS & ATTACHMENTS	J-32 – J-73
1/4" SQ. DRIVE	J-33 – J-34
3/8" SQ. DRIVE	J-35 – J-49
1/2" SQ. DRIVE	J-50 – J-64
3/4" SQ. DRIVE	J-65 – J-68
1" SQ. DRIVE	J-69 – J-72
1-1/2" SQ. DRIVE	J-73
TOOL DISPLAY BOARDS	J-97 – J-110
WRENCHES	J-2 – J-29
ADJUSTABLE	J-19
ADJUSTABLE CONSTRUCTION	J-24
AUTO WRENCH TYPE, ADJ.	J-19
BOX, DOUBLE OFFSET, LONG	J-8 – J-9
BOX, DOUBLE OFFSET, SHORT	J-8 – J-9
BOX, STRIKING FACE	J-25 – J-26
OFFSET, 12 POINT	J-26
STRAIGHT, 6 POINT & 12 POINT	J-25
BOX, 12 POINT SINGLE END	J-24
CHECK NUT (THIN)	J-14
COMBINATION (OPEN-END AND BOX)	J-2 – J-5
CONSTRUCTION	J-24
FLARE NUT	J-15
HEX KEYS	J-27
HYDRAULIC, (ANGLE) OPEN-END	J-10 – J-11
MECHANICS TOOL SETS	J-30 – J-31
OFFSET SOCKET	J-28
OPEN-END (DOUBLE HEAD)	J-6 – J-7
OPEN-END ENGINEER'S (SINGLE)	J-20
PIPE WRENCH	J-18
RATCHETING BOX	J-16 – J-17
SERVICE, STRAIGHT OPENING	J-12
SERVICE, 30-DEG. OPENING	J-12 – J-13
SET SCREW	J-19
SPANNER, VARIOUS TYPES	J-21 – J-22
STRUCTURAL (OPEN-END)	J-23
STRUCTURAL BOX	J-23
"T" HANDLE SOCKETS	J-29

Combination Wrenches



American Alloy Steel

Drop Forged

Long Pattern

15° Angle

12 Point Box

Versatile, General Purpose

Wrench in a Complete

Range of Openings, 1/4"

through 2 1/2"

Chrome and

Industrial Black Finish

Wrench Opening	Open End		Box End		Overall Length E	Weight Each (lb)	Part Number		Std. Pkg. Qty.	Wrench Opening
	Diameter	Thickness	Diameter	Thickness			Chrome	Industrial Black		
	A	B	C	D						
1/4	19/32	5/32	7/16	7/32	5	.04	1158	BLK1158	6	1/4
5/16	11/16	3/16	33/64	1/4	5-1/2	.05	1159	BLK1159	6	5/16
11/32	11/16	3/16	33/64	1/4	5-1/2	.05	1159A	BLK1159A	6	11/32
3/8	13/16	3/16	19/32	9/32	6	.08	1160	BLK1160	6	3/8
7/16	15/16	7/32	11/16	5/16	6-1/2	.13	1161	BLK1161	6	7/16
1/2	1-1/16	1/4	25/32	11/32	7-1/8	.17	1162	BLK1162	6	1/2
9/16	1-3/16	9/32	55/64	3/8	7-3/4	.25	1163	BLK1163	6	9/16
5/8	1-5/16	9/32	15/16	13/32	8-1/2	.30	1164	BLK1164	6	5/8
11/16	1-7/16	5/16	1-1/32	7/16	9-1/4	.38	1165	BLK1165	6	11/16
3/4	1-9/16	11/32	1-1/8	15/32	10-1/8	.43	1166	BLK1166	6	3/4
13/16	1-11/16	23/64	1-3/64	1/2	11	.55	1167A	BLK1167A	6	13/16
7/8	1-13/16	3/8	1-9/32	17/32	12	.64	1167	BLK1167	6	7/8
15/16	1-15/16	13/32	1-3/8	9/16	13	.77	1168	BLK1168	6	15/16
1	2-1/16	13/32	1-15/32	19/32	14	.92	1170	BLK1170	6	1
1-1/16	2-3/16	7/16	1-9/16	5/8	15	1.07	1171	BLK1171	6	1-1/16
1-1/8	2-5/16	15/32	1-41/64	21/32	16-1/8	1.37	1172	BLK1172	6	1-1/8
1-3/16	2-9/16	1/2	1-13/16	23/32	17-3/16	1.37	1172A	BLK1172A	6	1-3/16
1-1/4	2-9/16	1/2	1-13/16	23/32	17-3/16	1.8	1173	BLK1173	1	1-1/4
1-5/16	2-11/16	17/32	1-7/8	3/4	18	2.1	1174	BLK1174	1	1-5/16
1-3/8	2-13/16	9/16	1-31/32	25/32	18-3/4	2.1	1175	BLK1175	1	1-3/8
1-7/16	2-15/16	19/32	2-1/16	13/16	19-1/2	3.6	1176	BLK1176	1	1-7/16
1-1/2	3-1/16	5/8	2-5/32	27/32	20-1/2	3.4	1177	BLK1177	1	1-1/2
1-9/16	3-5/16	21/32	2-11/32	7/8	21-1/2	3.4	1178A	BLK1178A	1	1-9/16
1-5/8	3-5/16	21/32	2-11/32	7/8	21-1/2	4.5	1180	BLK1180	1	1-5/8
1-11/16	3-7/16	11/16	2-7/16	29/32	22-1/2	4.5	1182	BLK1182	1	1-11/16
1-3/4	3-11/16	23/32	2-5/8	31/32	24	7.1	1184	BLK1184	1	1-3/4
1-13/16	3-11/16	23/32	2-5/8	31/32	24	7.0	1186	BLK1186	1	1-13/16
1-7/8	4-1/16	25/32	2-7/8	1-1/16	25-3/4	6.9	1188	BLK1188	1	1-7/8
1-15/16	4-1/16	25/32	2-7/8	1-1/16	25-3/4	6.8	1189	BLK1189	1	1-15/16
2	4-1/16	25/32	2-7/8	1-1/16	25-3/4	6.8	1190	BLK1190	1	2
2-1/16	4-9/32	13/16	3-1/16	1-1/8	27-1/2	8.3	1191	BLK1191	1	2-1/16
2-1/8	4-9/32	13/16	3-1/16	1-1/8	27-1/2	8.2	1192	BLK1192	1	2-1/8
2-3/16	4-17/32	7/8	3-7/32	1-3/16	29-1/4	7.9	1193	BLK1193	1	2-3/16
2-1/4	4-17/32	7/8	3-7/32	1-3/16	29-1/4	7.7	1194	BLK1194	1	2-1/4
2-3/8	5	31/32	3-17/32	1-5/16	31	12.1	1195	BLK1195	1	2-3/8
2-1/2	5	31/32	3-17/32	1-5/16	31	11.7	1196	BLK1196	1	2-1/2

New sizes up to 3-1/2" coming soon

Convenient Sets Provide Popular Wrench Sizes Ranging from 3/8" through 2" Openings.

Sets are Available in 4 Sizes: 5, 7, 11 and 14 Wrenches, Packaged in a Handcrafted Fabric and Vinyl Roll Up Kit.


Chrome Sets

C7K		C11K		C14K		HC5K	
OPENING	PART NO.	OPENING	PART NO.	OPENING	PART NO.	OPENING	PART NO.
3/8	1160	3/8	1160	3/8	1160	1-1/4	1173
7/16	1161	7/16	1161	7/16	1161	1-7/16	1176
1/2	1162	1/2	1162	1/2	1162	1-5/8	1180
9/16	1163	9/16	1163	9/16	1163	1-13/16	1186
5/8	1164	5/8	1164	5/8	1164	2	1190
11/16	1165	11/16	1165	11/16	1165	Kit Bag	C55
3/4	1166	3/4	1166	3/4	1166		
Kit Bag	C187	13/16	1167A	13/16	1167A		
		7/8	1167	7/8	1167		
		15/16	1168	15/16	1168		
		1	1170	1	1170		
		Kit Bag	C110	1-1/16	1171		
				1-1/8	1172		
				1-1/4	1173		
				Kit Bag	C140		

Industrial Black Sets

CB7K		CB11K		CB14K		HCB5K	
OPENING	PART NO.	OPENING	PART NO.	OPENING	PART NO.	OPENING	PART NO.
3/8	BLK1160	3/8	BLK1160	3/8	BLK1160	1-1/4	BLK1173
7/16	BLK1161	7/16	BLK1161	7/16	BLK1161	1-7/16	BLK1176
1/2	BLK1162	1/2	BLK1162	1/2	BLK1162	1-5/8	BLK1180
9/16	BLK1163	9/16	BLK1163	9/16	BLK1163	1-13/16	BLK1186
5/8	BLK1164	5/8	BLK1164	5/8	BLK1164	2	BLK1190
11/16	BLK1165	11/16	BLK1165	11/16	BLK1165	Kit Bag	C55
3/4	BLK1166	3/4	BLK1166	3/4	BLK1166		
Kit Bag	C187	13/16	BLK1167A	13/16	BLK1167A		
		7/8	BLK1167	7/8	BLK1167		
		15/16	BLK1168	15/16	BLK1168		
		1	BLK1170	1	BLK1170		
		Kit Bag	C110	1-1/16	BLK1171		
				1-1/8	BLK1172		
				1-1/4	BLK1173		
				Kit Bag	C140		

Combination Wrenches – Metric



American Alloy Steel

Drop Forged

Long Pattern

15° Angle

12 Point Box

**Versatile, General Purpose
Wrench in a Complete
Range of Openings, 6 mm
through 60 mm**

**Chrome and
Industrial Black Finish**

Wrench Opening	Open End		Box End		Overall Length E	Weight Each (lb)	Part Number		Std. Pkg. Qty.	Wrench Opening
	Diameter	Thickness	Diameter	Thickness			Chrome	Industrial Black		
	A	B	C	D						
6 mm	15.0 mm	4.1 mm	11.2 mm	5.6 mm	127.0 mm	.04	1106MM	BLK1106MM	6	6 mm
7 mm	15.0 mm	4.1 mm	11.2 mm	5.6 mm	127.0 mm	.05	1107MM	BLK1107MM	6	7 mm
8 mm	17.5 mm	4.8 mm	13.2 mm	6.4 mm	139.7 mm	.05	1108MM	BLK1108MM	6	8 mm
9 mm	20.8 mm	5.6 mm	15.7 mm	7.4 mm	152.4 mm	.08	1109MM	BLK1109MM	6	9 mm
10 mm	24.1 mm	6.4 mm	17.8 mm	8.1 mm	165.1 mm	.13	1110MM	BLK1110MM	6	10 mm
11 mm	24.1 mm	6.4 mm	17.8 mm	8.1 mm	165.1 mm	.13	1111MM	BLK1111MM	6	11 mm
12 mm	26.9 mm	6.9 mm	20.3 mm	9.1 mm	180.8 mm	.17	1112MM	BLK1112MM	6	12 mm
13 mm	26.9 mm	6.9 mm	20.3 mm	9.1 mm	180.8 mm	.17	1113MM	BLK1113MM	6	13 mm
14 mm	30.2 mm	7.6 mm	22.1 mm	9.7 mm	196.9 mm	.25	1114MM	BLK1114MM	6	14 mm
15 mm	33.3 mm	8.1 mm	24.1 mm	10.9 mm	215.9 mm	.30	1115MM	BLK1115MM	6	15 mm
16 mm	33.3 mm	8.1 mm	24.1 mm	10.9 mm	215.9 mm	.30	1116MM	BLK1116MM	6	16 mm
17 mm	38.9 mm	8.9 mm	26.4 mm	11.7 mm	235.0 mm	.38	1117MM	BLK1117MM	6	17 mm
18 mm	38.9 mm	8.9 mm	26.4 mm	11.7 mm	235.0 mm	.38	1118MM	BLK1118MM	6	18 mm
19 mm	39.6 mm	9.4 mm	28.7 mm	12.7 mm	257.0 mm	.43	1119MM	BLK1119MM	6	19 mm
20 mm	42.9 mm	10.2 mm	31.0 mm	13.5 mm	279.4 mm	.55	1120MM	BLK1120MM	6	20 mm
21 mm	42.9 mm	10.2 mm	31.0 mm	13.5 mm	279.4 mm	.55	1121MM	BLK1121MM	6	21 mm
22 mm	46.0 mm	10.7 mm	33.0 mm	14.2 mm	304.8 mm	.64	1122MM	BLK1122MM	6	22 mm
23 mm	49.3 mm	11.4 mm	35.1 mm	15.0 mm	330.2 mm	.77	1123MM	BLK1123MM	6	23 mm
24 mm	49.3 mm	11.4 mm	35.1 mm	15.0 mm	330.2 mm	.77	1124MM	BLK1124MM	6	24 mm
25 mm	52.3 mm	10.4 mm	37.3 mm	15.0 mm	355.6 mm	.92	1125MM	BLK1125MM	6	25 mm
26 mm	55.6 mm	11.2 mm	39.6 mm	15.7 mm	381.0 mm	1.07	1126MM	BLK1126MM	6	26 mm
27 mm	55.6 mm	11.2 mm	39.6 mm	15.7 mm	381.0 mm	1.07	1127MM	BLK1127MM	1	27 mm
28 mm	58.9 mm	13.5 mm	41.7 mm	17.5 mm	409.4 mm	1.40	1128MM	BLK1128MM	1	28 mm
29 mm	58.9 mm	13.5 mm	41.7 mm	17.5 mm	409.4 mm	1.34	1129MM	BLK1129MM	1	29 mm
30 mm	65.5 mm	14.7 mm	46.0 mm	19.1 mm	436.6 mm	1.80	1130MM	BLK1130MM	1	30 mm
32 mm	68.3 mm	13.5 mm	47.8 mm	19.1 mm	457.2 mm	1.80	1132MM	BLK1132MM	1	32 mm
34 mm	71.4 mm	14.2 mm	50.0 mm	19.8 mm	476.3 mm	2.10	1134MM	BLK1134MM	1	34 mm
36 mm	74.7 mm	15.0 mm	52.3 mm	20.6 mm	495.3 mm	3.60	1136MM	BLK1136MM	1	36 mm
41 mm	84.1 mm	16.8 mm	59.4 mm	22.4 mm	546.1 mm	4.50	1141MM	BLK1141MM	1	41 mm
46 mm	93.7 mm	18.3 mm	66.5 mm	24.6 mm	609.6 mm	7.00	1146MM	BLK1146MM	1	46 mm
50 mm	103.1 mm	19.8 mm	73.2 mm	26.9 mm	654.1 mm	6.80	1150MM	BLK1150MM	1	50 mm
55 mm	115.1 mm	22.4 mm	81.8 mm	30.2 mm	743.0 mm	7.90	1155MM	BLK1155MM	1	55 mm
60 mm	127.0 mm	24.6 mm	89.7 mm	33.3 mm	787.4 mm	12.10	1160MM	BLK1160MM	1	60 mm

Convenient Sets Provide Popular Wrench Sizes Ranging from 7 mm through 32 mm Openings.

Sets are Available in 5 Sizes: 7, 9, 11, 15 and 18 Wrenches, Packaged in a Handcrafted Fabric and Vinyl Roll Up Kit.


Chrome Sets

Chrome Sets									
C7KM		C9KM		C11KM		C15KM		C18KM	
OPENING	PART NO.	OPENING	PART NO.	OPENING	PART NO.	OPENING	PART NO.	OPENING	PART NO.
11 mm	1111MM	7 mm	1107MM	7 mm	1107MM	7 mm	1107MM	7 mm	1107MM
12 mm	1112MM	8 mm	1108MM	8 mm	1108MM	8 mm	1108MM	8 mm	1108MM
13 mm	1113MM	9 mm	1109MM	9 mm	1109MM	10 mm	1110MM	9 mm	1109MM
14 mm	1114MM	10 mm	1110MM	10 mm	1110MM	12 mm	1112MM	10 mm	1110MM
16 mm	1116MM	11 mm	1111MM	11 mm	1111MM	14 mm	1114MM	11 mm	1111MM
17 mm	1117MM	12 mm	1112MM	12 mm	1112MM	16 mm	1116MM	12 mm	1112MM
19 mm	1119MM	13 mm	1113MM	13 mm	1113MM	18 mm	1118MM	13 mm	1113MM
KIT BAG	C187	14 mm	1114MM	14 mm	1114MM	20 mm	1120MM	14 mm	1114MM
		15 mm	1115MM	15 mm	1115MM	22 mm	1122MM	15 mm	1115MM
		KIT BAG	C90	16 mm	1116MM	24 mm	1124MM	16 mm	1116MM
				17 mm	1117MM	26 mm	1126MM	17 mm	1117MM
				KIT BAG	C111	28 mm	1128MM	18 mm	1118MM
						29 mm	1129MM	19 mm	1119MM
						30 mm	1130MM	20 mm	1120MM
						32 mm	1132MM	21 mm	1121MM
						KIT BAG	C150	22 mm	1122MM
								23 mm	1123MM
								24 mm	1124MM
								KIT BAG	C180

Industrial Black Set

Industrial Black Set									
CB7KM		CB9KM		CB11KM		CB15KM		CB18KM	
OPENING	PART NO.	OPENING	PART NO.	OPENING	PART NO.	OPENING	PART NO.	OPENING	PART NO.
11 mm	BLK1111MM	7 mm	BLK1107MM	7 mm	BLK1107MM	7 mm	BLK1107MM	7 mm	BLK1107MM
12 mm	BLK1112MM	8 mm	BLK1108MM	8 mm	BLK1108MM	8 mm	BLK1108MM	8 mm	BLK1108MM
13 mm	BLK1113MM	9 mm	BLK1109MM	9 mm	BLK1109MM	10 mm	BLK1110MM	9 mm	BLK1109MM
14 mm	BLK1114MM	10 mm	BLK1110MM	10 mm	BLK1110MM	12 mm	BLK1112MM	10 mm	BLK1110MM
16 mm	BLK1116MM	11 mm	BLK1111MM	11 mm	BLK1111MM	14 mm	BLK1114MM	11 mm	BLK1111MM
17 mm	BLK1117MM	12 mm	BLK1112MM	12 mm	BLK1112MM	16 mm	BLK1116MM	12 mm	BLK1112MM
19 mm	BLK1119MM	13 mm	BLK1113MM	13 mm	BLK1113MM	18 mm	BLK1118MM	13 mm	BLK1113MM
Kit Bag	C187	14 mm	BLK1114MM	14 mm	BLK1114MM	20 mm	BLK1120MM	14 mm	BLK1114MM
		15 mm	BLK1115MM	15 mm	BLK1115MM	22 mm	BLK1122MM	15 mm	BLK1115MM
		Kit Bag	C90	16 mm	BLK1116MM	24 mm	BLK1124MM	16 mm	BLK1116MM
				17 mm	BLK1117MM	26 mm	BLK1126MM	17 mm	BLK1117MM
				Kit Bag	C111	28 mm	BLK1128MM	18 mm	BLK1118MM
						29 mm	BLK1129MM	19 mm	BLK1119MM
						30 mm	BLK1130MM	20 mm	BLK1120MM
						32 mm	BLK1132MM	21 mm	BLK1121MM
						Kit Bag	C150	22 mm	BLK1122MM
								23 mm	BLK1123MM
								24 mm	BLK1124MM
								Kit Bag	C180

Double Head Open End Wrenches



American Alloy Steel
Drop Forged
15° Angle
Comfortable Grip
Chrome and Industrial Black

Wrench Opening	Diameter of Head A × B	Thickness of Head C	Length D	Weight Each (lb)	Chrome	Std. Pkg. Qty.	Industrial Black	Std. Pkg. Qty.	Wrench Opening
					Part Number		Part Number		
1/4 × 5/16	11/16 × 13/16	3/16	4	.03	1020	6	BLK1020	6	1/4 × 5/16
5/16 × 11/32	11/16 × 13/16	3/16	4	.04	1720	6	BLK1720	6	5/16 × 11/32
5/16 × 3/8	11/16 × 13/16	3/16	4	.04	1721	6	BLK1721	6	5/16 × 3/8
5/16 × 13/32	11/16 × 13/16	3/16	4	.04	1021	6	BLK1021	6	5/16 × 13/32
3/8 × 7/16	3/4 × 29/32	13/64	4-7/8	.06	1723	6	BLK1723	6	3/8 × 7/16
3/8 × 1/2	3/4 × 29/32	13/64	4-7/8	.06	1723A	6	BLK1723A	6	3/8 × 1/2
7/16 × 1/2	29/32 × 1-1/8	1/4	5-1/2	.13	1725	6	BLK1725	6	7/16 × 1/2
7/16 × 9/16	29/32 × 1-1/8	1/4	5-1/2	.13	1725A	6	BLK1725A	6	7/16 × 9/16
1/2 × 9/16	1-1/16 × 1-1/8	1/4	6-1/8	.19	1725B	6	BLK1725B	6	1/2 × 9/16
1/2 × 5/8	1-1/4 × 1-3/8	1/4	6-1/8	.19	1726	6	BLK1726	6	1/2 × 5/8
9/16 × 5/8	1-1/8 × 1-1/4	17/64	6-3/4	.20	1727	6	BLK1727	6	9/16 × 5/8
9/16 × 11/16	1-3/16 × 1-7/16	19/64	7-1/2	.27	1027C	6	BLK1027C	6	9/16 × 11/16
19/32 × 11/16	1-3/16 × 1-7/16	19/64	7-1/2	.27	1027	6	BLK1027	6	19/32 × 11/16
5/8 × 11/16	1-3/16 × 1-7/16	19/64	7-1/2	.27	1027B	6	BLK1027B	6	5/8 × 11/16
9/16 × 3/4	1-5/16 × 1-7/16	19/64	7-1/2	.27	1728	6	BLK1728	6	9/16 × 3/4
5/8 × 3/4	1-5/16 × 1-5/8	5/16	8-1/2	.41	1729	6	BLK1729	6	5/8 × 3/4
11/16 × 3/4	1-5/16 × 1-5/8	5/16	8-1/2	.41	1029B	6	BLK1029B	6	11/16 × 3/4
11/16 × 25/32	1-5/16 × 1-5/8	5/16	8-1/2	.41	1029	6	BLK1029	6	11/16 × 25/32
11/16 × 13/16	1-5/16 × 1-5/8	5/16	8-1/2	.40	1029C	6	BLK1029C	6	11/16 × 13/16
11/16 × 7/8	1-5/16 × 1-5/8	5/16	8-1/2	.40	1030	6	BLK1030	6	11/16 × 7/8
3/4 × 13/16	1-5/8 × 1-3/4	11/32	9-5/8	.50	1731	6	BLK1731	6	3/4 × 13/16
3/4 × 7/8	1-5/8 × 1-3/4	11/32	9-5/8	.50	1731A	6	BLK1731A	6	3/4 × 7/8
13/16 × 7/8	1-5/8 × 1-3/4	11/32	9-5/8	.50	1731B	6	BLK1731B	6	13/16 × 7/8
7/8 × 15/16	1-13/16 × 1-15/16	3/8	10-1/2	.75	1033A	6	BLK1033A	6	7/8 × 15/16
7/8 × 1	1-13/16 × 1-15/16	3/8	10-1/2	.72	1733	6	BLK1733	6	7/8 × 1
15/16 × 1	1-7/8 × 2-1/8	7/16	11-1/2	1.05	1033C	6	BLK1033C	6	15/16 × 1
7/8 × 1-1/16	1-7/8 × 2-1/8	7/16	11-1/2	1.03	1034	6	BLK1034	6	7/8 × 1-1/16
15/16 × 1-1/16	1-7/8 × 2-1/8	7/16	11-1/2	1.01	1034A	6	BLK1034A	6	15/16 × 1-1/16
1 × 1-1/8	2-1/8 × 2-1/4	7/16	12-1/2	1.18	1735	6	BLK1735	6	1 × 1-1/8
1-1/16 × 1-1/8	2-1/8 × 2-1/4	7/16	12-1/2	1.16	1036B	6	BLK1036B	6	1-1/16 × 1-1/8
1-1/16 × 1-1/4	2-1/4 × 2-5/8	1/2	13-1/2	1.6	1037	6	BLK1037	6	1-1/16 × 1-1/4
1-1/8 × 1-1/4	2-1/4 × 2-5/8	1/2	13-1/2	1.6	1737	6	BLK1737	6	1-1/8 × 1-1/4
1-1/8 × 1-5/16	2-1/4 × 2-5/8	1/2	13-1/2	1.6	1037A	6	BLK1037A	6	1-1/8 × 1-5/16
1-1/4 × 1-5/16	2-3/4 × 2-7/8	9/16	15-1/4	2.1	1039B	6	BLK1039B	1	1-1/4 × 1-5/16
1-1/4 × 1-7/16	2-3/4 × 2-7/8	9/16	15-1/4	2.1	1039	6	BLK1039	1	1-1/4 × 1-7/16
1-5/16 × 1-1/2	2-3/4 × 2-7/8	9/16	15-1/4	2.1	1039A	6	BLK1039A	1	1-5/16 × 1-1/2
1-3/8 × 1-7/16	2-3/4 × 2-7/8	9/16	15-1/4	2.0	1039C	6	BLK1039C	1	1-3/8 × 1-7/16
1-1/4 × 1-5/8	2-3/4 × 2-7/8	9/16	15-1/4	2.0	1040	6	BLK1040	1	1-1/4 × 1-5/8
1-7/16 × 1-5/8	2-3/4 × 3-1/4	5/8	17	3.1	1041	1	BLK1041	1	1-7/16 × 1-5/8
1-1/2 × 1-5/8	2-3/4 × 3-1/4	5/8	17	3.1	1041B	1	BLK1041B	1	1-1/2 × 1-5/8
1-11/16 × 1-7/8	3-3/4 × 4-1/8	7/8	19-1/2	7.2	—	—	BLK44A	1	1-11/16 × 1-7/8
1-13/16 × 2	3-3/4 × 4-1/8	7/8	19-1/2	6.9	—	—	BLK45	1	1-13/16 × 2
2-3/16 × 2-3/8	4-13/16 × 4-7/8	1-1/8	23	11.8	—	—	BLK49	1	2-3/16 × 2-3/8
2-1/4 × 2-7/16	4-13/16 × 4-7/8	1-1/8	23	11.7	—	—	BLK49A	1	2-1/4 × 2-7/16



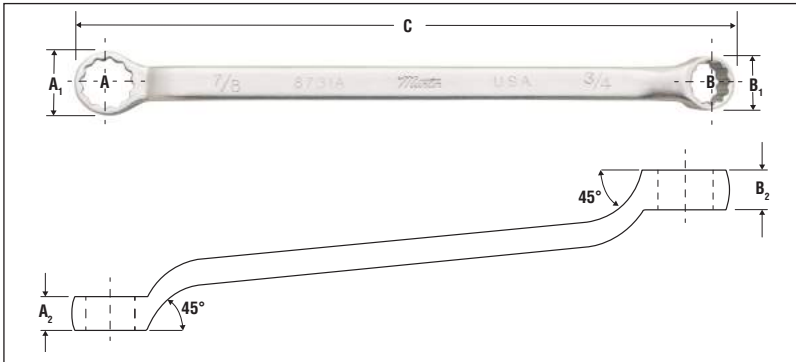
Double Head Open End Wrench Sets

6 Sets of Popular Sizes Provide a Wide Range of Openings in Chrome or Industrial Black Finish.

Chrome Sets					
OE6K		OE8K		OE11K	
OPENING	PART NO.	OPENING	PART NO.	OPENING	PART NO.
3/8 x 7/16	1723	1/4 x 5/16	1020	1/4 x 5/16	1020
1/2 x 9/16	1725B	3/8 x 7/16	1723	5/16 x 3/8	1721
5/8 x 11/16	1027B	1/2 x 9/16	1725B	3/8 x 7/16	1723
3/4 x 13/16	1731	5/8 x 11/16	1027B	7/16 x 1/2	1725
7/8 x 15/16	1033A	3/4 x 13/16	1731	1/2 x 9/16	1725B
1 x 1-1/8	1735	7/8 x 15/16	1033A	9/16 x 5/8	1727
Kit Bag	C60B	1 x 1-1/8	1735	5/8 x 11/16	1027B
		1-1/16 x 1-1/4	1037	3/4 x 13/16	1731
		Kit Bag	C81	7/8 x 15/16	1033A
				1 x 1-1/8	1735
				1-1/16 x 1-1/4	1037
				Kit Bag	C110

Industrial Black Sets					
BOE6K		BOE8K		BOE11K	
OPENING	PART NO.	OPENING	PART NO.	OPENING	PART NO.
3/8 x 7/16	BLK1723	1/4 x 5/16	BLK-1020	1/4 x 5/16	BLK-1020
1/2 x 9/16	BLK1725B	3/8 x 7/16	BLK1723	5/16 x 3/8	BLK1721
5/8 x 11/16	BLK1027B	1/2 x 9/16	BLK1725B	3/8 x 7/16	BLK1723
3/4 x 13/16	BLK1731	5/8 x 11/16	BLK1027B	7/16 x 1/2	BLK1725
7/8 x 15/16	BLK1033A	3/4 x 13/16	BLK1731	1/2 x 9/16	BLK1725B
1 x 1-1/8	BLK1735	7/8 x 15/16	BLK1033A	9/16 x 5/8	BLK1727
Kit Bag	C60B	1 x 1-1/8	BLK1735	5/8 x 11/16	BLK1027B
		1-1/16 x 1-1/4	BLK1037	3/4 x 13/16	BLK1731
		Kit Bag	C81	7/8 x 15/16	BLK1033A
				1 x 1-1/8	BLK1735
				1-1/16 x 1-1/4	BLK1037
				Kit Bag	C110

Double Offset Box Wrenches



American Alloy Steel

Drop Forged

12 Point Box

Double Offset 45° for Obstruction Clearance

Different Opening in Each End

Short Pattern

Wrench Opening A × B	Diameter of Head		Thickness of Head		Length C	Weight Each (lb)	Part Number		Std. Pkg. Qty.	Wrench Opening A × B
	A ₁	B ₁	A ₂	B ₂			Chrome	Industrial Black		
5/16 × 3/8	15/32	35/64	7/32	1/4	41/4	.06	9721	BLK9721	6	5/16 × 3/8
3/8 × 7/16	17/32	5/8	17/64	5/16	45/8	.08	9723	BLK9723	6	3/8 × 7/16
7/16 × 1/2	5/8	23/32	5/16	11/32	51/16	.10	9725	BLK9725	6	7/16 × 1/2
1/2 × 9/16	23/32	13/16	11/32	3/8	51/2	.13	9725B	BLK9725B	6	1/2 × 9/16
9/16 × 5/8	13/16	7/8	3/8	7/16	515/16	.19	9727	BLK9727	6	9/16 × 5/8
5/8 × 11/16	7/8	11/32	7/16	15/32	61/2	.26	9727A	BLK9727A	6	5/8 × 11/16
5/8 × 3/4	7/8	11/32	7/16	15/32	61/2	.25	9729	BLK9729	6	5/8 × 3/4

Long Pattern – SAE & Metric

Wrench Opening A × B	Diameter of Head		Thickness of Head		Length C	Weight Each (lb)	Part Number		Std. Pkg. Qty.	Wrench Opening A × B
	A ₁	B ₁	A ₂	B ₂			Chrome	Industrial Black		
3/8 × 7/16	17/32	19/32	9/32	9/32	6-15/32	.15	8723	BLK8723	6	3/8 × 7/16
7/16 × 1/2	5/8	11/16	5/16	5/16	7-3/4	.16	8725	BLK8725	6	7/16 × 1/2
1/2 × 9/16	11/16	13/16	3/8	3/8	8-5/8	.25	8725B	BLK8725B	6	1/2 × 9/16
9/16 × 5/8	25/32	7/8	3/8	3/8	9-1/2	.34	8727	BLK8727	6	9/16 × 5/8
5/8 × 11/16	7/8	31/32	13/32	13/32	10-5/16	.37	8727A	BLK8727A	6	5/8 × 11/16
5/8 × 3/4	7/8	1-1/32	29/64	29/64	11-3/16	.43	8729	BLK8729	6	5/8 × 3/4
11/16 × 3/4	1-1/32	1-5/32	15/32	15/32	11-7/8	.56	8029B	BLK8029B	6	11/16 × 3/4
3/4 × 7/8	1-1/32	1-3/16	1/2	1/2	12-9/16	.68	8731A	BLK8731A	6	3/4 × 7/8
13/16 × 7/8	1-5/32	1-7/32	17/32	17/32	13-5/16	.74	8731B	BLK8731B	6	13/16 × 7/8
7/8 × 15/16	1-5/16	1-13/32	9/16	9/16	14-1/16	1.0	8033A	BLK8033A	6	7/8 × 15/16
15/16 × 1	1-5/16	1-13/32	9/16	9/16	14-1/16	1.0	8033C	BLK8033C	6	15/16 × 1
1 × 1-1/8	1-13/32	1-17/32	21/32	21/32	15-3/16	1.4	8735	BLK8735	6	1 × 1-1/8
1-1/16 × 1-1/8	1-13/32	1-17/32	21/32	21/32	15-3/16	1.4	8735A	BLK8735A	6	1-1/16 × 1-1/8
1-1/16 × 1-1/4	1-9/16	1-13/16	11/16	11/16	17-3/16	1.8	8037	BLK8037	1	1-1/16 × 1-1/4
1-1/8 × 1-5/16	1-9/16	1-13/16	11/16	11/16	17-3/16	1.8	8037A	BLK8037A	1	1-1/8 × 1-5/16
1-1/4 × 1-5/16	1-7/8	2-1/16	3/4	3/4	18-3/8	2.4	8039B	BLK8039B	1	1-1/4 × 1-5/16
1-1/4 × 1-7/16	1-7/8	2-1/16	3/4	3/4	18-3/8	2.4	8039	BLK8039	1	1-1/4 × 1-7/16
1-5/16 × 1-1/2	2	2-1/16	25/32	13/16	20-1/16	2.8	8040A	BLK8040A	1	1-5/16 × 1-1/2
1-3/8 × 1-7/16	2	2-1/16	25/32	13/16	20-1/16	2.8	8040C	BLK8040C	1	1-3/8 × 1-7/16
1-3/8 × 1-1/2	2	2-1/16	25/32	13/16	20-1/16	2.8	8040	BLK8040	1	1-3/8 × 1-1/2
1-7/16 × 1-1/2	2	2-1/16	25/32	13/16	20-1/16	2.8	8040B	BLK8040B	1	1-7/16 × 1-1/2
10 mm x 11 mm	17.5 mm	20.5 mm	9.5 mm	9.5 mm	219.0 mm	0.25	8011MM	—	6	10 mm x 11 mm
12 mm x 13 mm	20.0 mm	22.0 mm	9.5 mm	9.5 mm	241.5 mm	0.34	8013MM	—	6	12 mm x 13 mm
14 mm x 15 mm	22.0 mm	24.5 mm	10.5 mm	10.5 mm	262.0 mm	0.37	8015MM	—	6	14 mm x 15 mm
16 mm x 18 mm	22.0 mm	26.0 mm	11.5 mm	11.5 mm	284.0 mm	0.43	8018MM	—	6	16 mm x 18 mm
17 mm x 19 mm	26.0 mm	29.5 mm	12.0 mm	12.0 mm	301.5 mm	0.56	8019MM	—	6	17 mm x 19 mm
20 mm x 22 mm	26.0 mm	30.0 mm	12.5 mm	12.5 mm	319.0 mm	0.68	8022MM	—	6	20 mm x 22 mm
21 mm x 23 mm	33.5 mm	35.5 mm	14.5 mm	14.5 mm	357.0 mm	1.0	8023MM	—	6	21 mm x 23 mm
30 mm x 32 mm	47.5 mm	52.5 mm	19.0 mm	19.0 mm	466.5 mm	2.4	8032MM	—	1	30 mm x 32 mm

Chrome Sets

B06K



B011K



B05KM



OPENING	PART NO.	OPENING	PART NO.	OPENING	PART NO.
3/8 x 7/16	8723	3/8 x 7/16	8723	10 mm x 11 mm	8011MM
7/16 x 1/2	8725	7/16 x 1/2	8725	12 mm x 13 mm	8013MM
1/2 x 9/16	8725B	1/2 x 9/16	8725B	14 mm x 15 mm	8015MM
9/16 x 5/8	8727	9/16 x 5/8	8727	16 mm x 18 mm	8018MM
11/16 x 3/4	8029B	5/8 x 11/16	8727A	17 mm x 19 mm	8019MM
13/16 x 7/8	8731B	11/16 x 3/4	8029B	Kit Bag	C60B
Kit Bag	C60B	13/16 x 7/8	8731B		
		15/16 x 1	8033C		
		1-1/16 x 1-1/8	8735A		
		1-1/16 x 1-1/4	8037		
		1-1/4 x 1-5/16	8039B		
		Kit Bag	C110		

Industrial Black Sets

BBO6K



BBO11K



OPENING	PART NO.	OPENING	PART NO.
3/8 x 7/16	BLK8723	3/8 x 7/16	BLK8723
7/16 x 1/2	BLK8725	7/16 x 1/2	BLK8725
1/2 x 9/16	BLK8725B	1/2 x 9/16	BLK8725B
9/16 x 5/8	BLK8727	9/16 x 5/8	BLK8727
11/16 x 3/4	BLK8029B	5/8 x 11/16	BLK8727A
13/16 x 7/8	BLK8731B	11/16 x 3/4	BLK8029B
Kit Bag	C60B	13/16 x 7/8	BLK8731B
		15/16 x 1	BLK8033C
		1-1/16 x 1-1/8	BLK8735A
		1-1/16 x 1-1/4	BLK8037
		1-1/4 x 1-5/16	BLK8039B
		Kit Bag	C110

Hydraulic Wrenches Angle Openings SAE & Metric



American Alloy Steel
Drop Forged
Permits Work in Extremely Tight Clearance
Thin Head
Same Opening Each End

Wrench Opening	Diameter of Head		Length C	Weight Each (lb)	Part Number		Std. Pkg. Qty.	Wrench Opening
	A	B			Chrome	Industrial Black		
11/32 x 11/32	25/32	7/32	4-3/4	.07	3710A	BLK3710A	6	11/32 x 11/32
3/8 x 3/8	25/32	7/32	4-3/4	.07	3710	BLK3710	6	3/8 x 3/8
7/16 x 7/16	7/8	7/32	5	.08	3711	BLK3711	6	7/16 x 7/16
1/2 x 1/2	1	7/32	5-1/2	.10	3712	BLK3712	6	1/2 x 1/2
9/16 x 9/16	1-1/8	1/4	6	.12	3713	BLK3713	6	9/16 x 9/16
5/8 x 5/8	1-3/16	9/32	6-1/4	.18	3714	BLK3714	6	5/8 x 5/8
11/16 x 11/16	1-5/16	9/32	7	.22	3715	BLK3715	6	11/16 x 11/16
3/4 x 3/4	1-7/16	9/32	7-1/4	.24	3716	BLK3716	6	3/4 x 3/4
13/16 x 13/16	1-19/32	9/32	7-1/2	.29	3717	BLK3717	6	13/16 x 13/16
7/8 x 7/8	1-11/16	9/32	8-1/4	.35	3718	BLK3718	6	7/8 x 7/8
15/16 x 15/16	1-13/16	1/4	9	.38	3719	BLK3719	6	15/16 x 15/16
1 x 1	1-15/16	5/16	9-3/4	.52	3720	BLK3720	6	1 x 1
1-1/16 x 1-1/16	2-1/16	5/16	10	.60	3721	BLK3721	6	1-1/16 x 1-1/16
1-1/8 x 1-1/8	2-1/4	5/16	11	.75	3722	BLK3722	6	1-1/8 x 1-1/8
1-3/16 x 1-3/16	2-1/4	5/16	11	.74	3722A	BLK3722A	6	1-3/16 x 1-3/16
1-1/4 x 1-1/4	2-3/8	11/32	11-1/2	.83	3723	BLK3723	6	1-1/4 x 1-1/4
1-3/8 x 1-3/8	2-21/32	13/32	12-1/2	1.2	3724	BLK3724	6	1-3/8 x 1-3/8
1-7/16 x 1-7/16	2-21/32	13/32	12-1/2	1.2	3725	BLK3725	6	1-7/16 x 1-7/16
1-1/2 x 1-1/2	2-21/32	13/32	12-1/2	1.2	3726	BLK3726	6	1-1/2 x 1-1/2
1-5/8 x 1-5/8	3-3/16	15/32	15-3/4	3.0	3727	BLK3727	1	1-5/8 x 1-5/8
1-11/16 x 1-11/16	3-5/16	1/2	16-1/2	3.4	3728	BLK3728	1	1-11/16 x 1-11/16
1-3/4 x 1-3/4	3-7/16	17/32	17	3.8	3729	BLK3729	1	1-3/4 x 1-3/4
1-13/16 x 1-13/16	3-9/16	17/32	17-3/4	4.5	3730	BLK3730	1	1-13/16 x 1-13/16
1-7/8 x 1-7/8	3-11/16	9/16	18-1/2	5.2	3731	BLK3731	1	1-7/8 x 1-7/8
2 x 2	3-15/16	19/32	19-1/4	5.9	3732	BLK3732	1	2 x 2

Wrench Opening	Diameter of Head		Length C	Weight Each (lb)	Part Number Chrome	Std. Pkg. Qty.	Wrench Opening
	A	B					
9 mm	19.8 mm	5.6 mm	120.7 mm	.07	3709 MM	6	9 mm
10 mm	19.8 mm	5.6 mm	120.7 mm	.07	3710 MM	6	10 mm
11 mm	22.4 mm	5.6 mm	127.0 mm	.08	3711 MM	6	11 mm
12 mm	22.4 mm	5.6 mm	127.0 mm	.08	3712 MM	6	12 mm
13 mm	25.4 mm	5.6 mm	139.7 mm	.10	3713 MM	6	13 mm
14 mm	28.4 mm	6.4 mm	152.4 mm	.12	3714 MM	6	14 mm
15 mm	28.4 mm	6.4 mm	152.4 mm	.12	3715 MM	6	15 mm
16 mm	30.2 mm	7.1 mm	158.8 mm	.18	3716 MM	6	16 mm
17 mm	30.2 mm	7.1 mm	158.8 mm	.18	3717 MM	6	17 mm
18 mm	33.3 mm	7.1 mm	177.8 mm	.22	3718 MM	6	18 mm
19 mm	36.6 mm	7.1 mm	184.2 mm	.24	3719 MM	6	19 mm
20 mm	36.6 mm	7.1 mm	184.2 mm	.24	3720 MM	6	20 mm
21 mm	40.4 mm	7.1 mm	190.5 mm	.29	3721 MM	6	21 mm
22 mm	40.4 mm	7.1 mm	190.5 mm	.29	3722 MM	6	22 mm
23 mm	42.9 mm	7.1 mm	209.6 mm	.35	3723 MM	6	23 mm
24 mm	46.0 mm	7.1 mm	228.6 mm	.38	3724 MM	6	24 mm
27 mm	52.3 mm	7.9 mm	254.0 mm	.52	3727 MM	6	27 mm
30 mm	57.2 mm	7.9 mm	279.4 mm	.60	3730 MM	6	30 mm
32 mm	60.5 mm	8.6 mm	292.1 mm	.83	3732 MM	6	32 mm
34 mm	67.6 mm	10.4 mm	317.5 mm	1.2	3734 MM	6	34 mm
36 mm	67.6 mm	10.4 mm	317.5 mm	1.2	3736 MM	6	36 mm




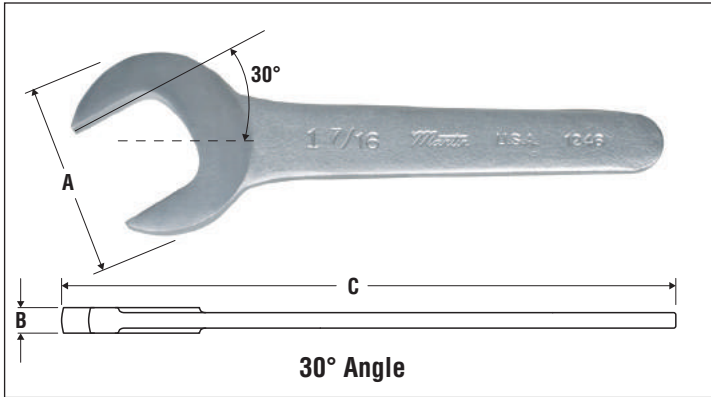
Hydraulic Wrench Sets Angle Openings SAE & Metric

Convenient Angle Wrench Sets Keep Popular Sizes in Handy, Easy to Carry Roll Bags.
8 Sets Provide the Full Range of Openings in Chrome or Industrial Black Finish.

Chrome Sets									
OB7K		OB11K		OB15K				OB18K	
OPENING	PART NO.	OPENING	PART NO.	OPENING	PART NO.	OPENING	PART NO.	OPENING	PART NO.
OB7K		OB11K		OB15K		OB15KM		OB18K	
3/8 x 3/8	3710	3/8 x 3/8	3710	3/8 x 3/8	3710	10mm	3710MM	11/32 x 11/32	3710A
7/16 x 7/16	3711	7/16 x 7/16	3711	7/16 x 7/16	3711	11mm	3711MM	3/8 x 3/8	3710
1/2 x 1/2	3712	1/2 x 1/2	3712	1/2 x 1/2	3712	12mm	3712MM	7/16 x 7/16	3711
9/16 x 9/16	3713	9/16 x 9/16	3713	9/16 x 9/16	3713	13mm	3713MM	1/2 x 1/2	3712
5/8 x 5/8	3714	5/8 x 5/8	3714	5/8 x 5/8	3714	14mm	3714MM	9/16 x 9/16	3713
11/16 x 11/16	3715	11/16 x 11/16	3715	11/16 x 11/16	3715	15mm	3715MM	5/8 x 5/8	3714
3/4 x 3/4	3716	3/4 x 3/4	3716	3/4 x 3/4	3716	16mm	3716MM	11/16 x 11/16	3715
Kit Bag	C70	13/16 x 13/16	3717	13/16 x 13/16	3717	17mm	3717MM	3/4 x 3/4	3716
		7/8 x 7/8	3718	7/8 x 7/8	3718	18mm	3718MM	13/16 x 13/16	3717
OB7KM		15/16 x 15/16	3719	15/16 x 15/16	3719	19mm	3719MM	7/8 x 7/8	3718
10mm	3710MM	1 x 1	3720	1 x 1	3720	21mm	3721MM	15/16 x 15/16	3719
11mm	3711MM	Kit Bag	C111	1-1/16 x 1-1/16	3721	22mm	3722MM	1 x 1	3720
12mm	3712MM			1-1/8 x 1-1/8	3722	24mm	3724MM	1-1/16 x 1-1/16	3721
13mm	3713MM			1-3/16 x 1-3/16	3722	27mm	3727MM	1-1/8 x 1-1/8	3722
14mm	3714MM			1-1/4 x 1-1/4	3723	30mm	3730MM	1-1/4 x 1-1/4	3723
15mm	3715MM			Kit Bag	C180	Kit Bag	C180	1-3/8 x 1-3/8	3724
16mm	3716MM							1-7/16 x 1-7/16	3725
Kit Bag	C70							1-1/2 x 1-1/2	3726
								Kit Bag	C180
								Kit Bag	C180

Industrial Black Set							
BOB7K		BOB11K		BOB15K		BOB18K	
OPENING	PART NO.	OPENING	PART NO.	OPENING	PART NO.	OPENING	PART NO.
3/8 x 3/8	BLK3710	3/8 x 3/8	BLK3710	3/8 x 3/8	BLK3710	11/32 x 11/32	BLK3710A
7/16 x 7/16	BLK3711	7/16 x 7/16	BLK3711	7/16 x 7/16	BLK3711	3/8 x 3/8	BLK3710
1/2 x 1/2	BLK3712	1/2 x 1/2	BLK3712	1/2 x 1/2	BLK3712	7/16 x 7/16	BLK3711
9/16 x 9/16	BLK3713	9/16 x 9/16	BLK3713	9/16 x 9/16	BLK3713	1/2 x 1/2	BLK3712
5/8 x 5/8	BLK3714	5/8 x 5/8	BLK3714	5/8 x 5/8	BLK3714	9/16 x 9/16	BLK3713
11/16 x 11/16	BLK3715	11/16 x 11/16	BLK3715	11/16 x 11/16	BLK3715	5/8 x 5/8	BLK3714
3/4 x 3/4	BLK3716	3/4 x 3/4	BLK3716	3/4 x 3/4	BLK3716	11/16 x 11/16	BLK3715
Kit Bag	C70	13/16 x 13/16	BLK3717	13/16 x 13/16	BLK3717	3/4 x 3/4	BLK3716
		7/8 x 7/8	BLK3718	7/8 x 7/8	BLK3718	13/16 x 13/16	BLK3717
		15/16 x 15/16	BLK3719	15/16 x 15/16	BLK3719	7/8 x 7/8	BLK3718
		1 x 1	BLK3720	1 x 1	BLK3720	15/16 x 15/16	BLK3719
		Kit Bag	C111	11/16 x 11/16	BLK3721	1 x 1	BLK3720
				11/8 x 11/8	BLK3722	11/16 x 11/16	BLK3721
				13/16 x 13/16	BLK3722A	11/8 x 11/8	BLK3722
				11/4 x 11/4	BLK3723	11/4 x 11/4	BLK3723
				Kit Bag	C180	13/8 x 13/8	BLK3724
						17/16 x 17/16	BLK3725
						11/2 x 11/2	BLK3726
						Kit Bag	C180

Service Wrenches – SAE & Metric



30° Angle Service Wrenches								
Wrench Opening	Diameter of Head		Length C	Weight Each (lb)	Part Number		Std. Pkg. Qty.	Wrench Opening
	A	B			Chrome	Industrial Black		
3/4	1-11/16	1/4	6-5/16	.22	1224	BLK1224	6	3/4
13/16	1-11/16	1/4	6-5/16	.22	1226	BLK1226	6	13/16
7/8	1-11/16	1/4	6-5/16	.22	1228	BLK1228	6	7/8
15/16	1-7/8	1/4	6-7/8	.25	1230	BLK1230	6	15/16
1	1-7/8	1/4	6-7/8	.25	1232	BLK1232	6	1
1-1/16	1-7/8	1/4	6-7/8	.25	1234	BLK1234	6	1-1/16
1-1/8	2-1/16	1/4	7-3/16	.31	1236	BLK1236	6	1-1/8
1-3/16	2-1/16	1/4	7-3/16	.31	1238	BLK1238	6	13/16
1-1/4	2-1/16	1/4	7-3/16	.30	1240	BLK1240	6	1-1/4
1-5/16	2-1/16	1/4	7-3/16	.30	1236S	BLK1236S	6	1-5/16
1-5/16	2-1/2	9/32	7-11/16	.45	1242	BLK1242	6	1-5/16
1-3/8	2-1/2	9/32	7-11/16	.44	1244	BLK1244	6	1-3/8
1-7/16	2-1/2	9/32	7-11/16	.43	1246	BLK1246	6	1-7/16
1-1/2	2-1/2	9/32	7-11/16	.42	1248	BLK1248	6	1-1/2
1-9/16	2-5/8	9/32	7-15/16	.43	1250	BLK1250	6	1-9/16
1-5/8	2-5/8	9/32	7-15/16	.43	1252	BLK1252	6	1-5/8
1-11/16	2-5/8	9/32	7-15/16	.42	1254	BLK1254	6	1-11/16
1-3/4	3-1/8	5/16	8-9/16	.70	1256	BLK1256	6	1-3/4
1-13/16	3-1/8	5/16	8-9/16	.69	1258	BLK1258	6	1-13/16
1-7/8	3-1/8	5/16	8-9/16	.69	1260	BLK1260	6	1-7/8
1-15/16	3-1/8	5/16	8-9/16	.68	1262	BLK1262	6	1-15/16
2	3-1/2	5/16	9-1/2	.66	1264	BLK1264	6	2
2-1/8	3-1/2	5/16	9-1/2	.65	1268	BLK1268	6	2-1/8
2-1/4	3-1/2	5/16	9-1/2	.61	1272	BLK1272	6	2-1/4
2-3/8	3-1/2	5/16	9-1/2	.61	1276	BLK1276	6	2-3/8
2-1/2	3-1/2	5/16	9-1/2	.59	1272S	BLK1272S	6	2-1/2
2-9/16	3-1/2	5/16	9-1/2	.57	1264S	BLK1264S	6	2-9/16

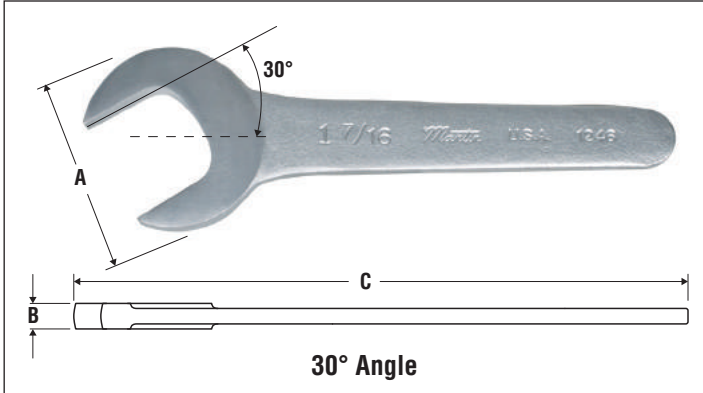
SW11K

BSW11K

30° Angle Service Wrenches Sets

Chrome Set SW11K		Industrial Black Set BSW11K	
OPENING	PART NO.	OPENING	PART NO.
3/4	1224	3/4	BLK1224
13/16	1226	13/16	BLK1226
7/8	1228	7/8	BLK1228
15/16	1230	15/16	BLK1230
1	1232	1	BLK1232
1-1/16	1234	1-1/16	BLK1234
1-1/8	1236	1-1/8	BLK1236
13/16	1238	13/16	BLK1238
1-1/4	1240	1-1/4	BLK1240
1-3/8	1244	1-3/8	BLK1244
1-1/2	1248	1-1/2	BLK1248
Kit Bag	C111	Kit Bag	C111

Straight Service Wrenches							
Wrench Opening	Diameter of Head		Length C	Weight Each (lb)	Part Number	Std. Pkg. Qty.	Wrench Opening
	A	B					
1	2-1/2	1/4	12-1/4	.77	1932	6	1
1-1/8	2-1/2	1/4	12-1/4	.73	1936	6	1-1/8
1-1/2	2-7/8	9/32	12-1/4	.93	1948	6	1-1/2
1-5/8	2-7/8	9/32	12-1/4	.92	1952	6	1-5/8
1-3/4	3-7/16	5/16	12-1/4	1.3	1956	6	1-3/4
2	3-7/16	5/16	12-1/4	1.3	1964	6	2
2-1/4	3-7/16	5/16	12-1/4	1.3	1972	6	2-1/4



Pump Wrenches - Chrome

Thin Pattern for Use on Jam Nuts and in Confined Areas

30° Angle Heads

30° Angle Service Wrenches – Metric

Wrench Opening	Diameter of Head		Length C	Weight Each (lb)	Part Number Chrome	Std. Pkg. Qty.	Wrench Opening
	A	B					
19 mm	42.9 mm	6.4 mm	160.3 mm	.22	1219MM	6	19 mm
21 mm	42.9 mm	6.4 mm	160.3 mm	.22	1221MM	6	21 mm
22 mm	42.9 mm	6.4 mm	160.3 mm	.22	1222MM	6	22 mm
24 mm	47.6 mm	6.4 mm	174.8 mm	.25	1224MM	6	24 mm
27 mm	47.6 mm	6.4 mm	174.8 mm	.25	1227MM	6	27 mm
30 mm	52.4 mm	6.4 mm	182.6 mm	.31	1230MM	6	30 mm
32 mm	52.4 mm	6.4 mm	182.6 mm	.30	1232MM	6	32 mm
36 mm	63.5 mm	7.1 mm	195.3 mm	.45	1236MM	6	36 mm
37 mm	63.5 mm	7.1 mm	195.3 mm	.43	1237MM	6	37 mm
38 mm	63.5 mm	7.1 mm	195.3 mm	.42	1238MM	6	38 mm
40 mm	66.7 mm	7.1 mm	201.7 mm	.43	1240MM	6	40 mm
41 mm	66.7 mm	7.1 mm	201.7 mm	.43	1241MM	6	41 mm
42 mm	66.7 mm	7.1 mm	201.7 mm	.43	1242MM	6	42 mm
44 mm	66.7 mm	7.1 mm	201.7 mm	.43	1244MM	6	44 mm
46 mm	79.4 mm	7.9 mm	217.4 mm	.70	1246MM	6	46 mm
48 mm	79.4 mm	7.9 mm	217.4 mm	.70	1248MM	6	48 mm
50 mm	79.4 mm	7.9 mm	217.4 mm	.68	1250MM	6	50 mm
52 mm	88.9 mm	7.9 mm	242.1 mm	.66	1252MM	6	52 mm
55 mm	88.9 mm	7.9 mm	242.1 mm	.66	1255MM	6	55 mm
60 mm	88.9 mm	7.9 mm	242.1 mm	.61	1260MM	6	60 mm
65 mm	88.9 mm	7.9 mm	242.1 mm	.57	1265MM	6	65 mm


30° Angle Service Wrenches Set



SW11KM

OPENING	PART NO.
19 mm	1219MM
21 mm	1221MM
22 mm	1222MM
24 mm	1224MM
27 mm	1227MM
30 mm	1230MM
32 mm	1232MM
36 mm	1236MM
37 mm	1237MM
38 mm	1238MM
40 mm	1240MM
Kit Bag	C111

Check Nut Wrenches – Fractional & Metric



Thin Pattern

15° Angle

Use on Check Nuts, Stop Nuts, Jam Nuts, Hydraulic Fitting

Smaller Sizes Complement Service Wrenches

Check Nut Wrenches							
Wrench Opening	Diameter of Head		Length C	Weight Each (lb)	Part Number Industrial Black	Std. Pkg. Qty.	Wrench Opening
	A	B					
7/16	1	1/8	4	.05	601A	6	7/16
1/2	1	1/8	4	.05	601	6	1/2
9/16	1-1/4	5/32	4-1/2	.11	602A	6	9/16
19/32	1-1/4	5/32	4-1/2	.11	602	6	19/32
5/8	1-1/2	3/16	5-1/8	.13	603A	6	5/8
11/16	1-1/2	3/16	5-1/8	.13	603	6	11/16
3/4	1-5/8	7/32	5-7/8	.19	604A	6	3/4
13/16	1-13/16	1/4	6-5/8	.28	605A	6	13/16
7/8	1-13/16	1/4	6-5/8	.28	605	6	7/8
15/16	2-1/8	9/32	7-1/2	.36	606A	6	15/16
1	2-1/8	9/32	7-1/2	.35	606B	6	1
1-1/16	2-7/16	5/16	8-1/2	.66	607	6	1-1/16
1-1/8	2-7/16	5/16	8-1/2	.65	607A	6	1-1/8
1-1/4	2-3/4	3/8	10	1.12	608	6	1-1/4
1-5/16	2-3/4	3/8	10	1.12	608A	6	1-5/16
1-1/2	3-3/16	7/16	11-1/2	1.5	609A	6	1-1/2
1-5/8	3-11/16	1/2	13	2.3	610	6	1-5/8
1-11/16	3-11/16	1/2	13	2.2	610A	6	1-11/16

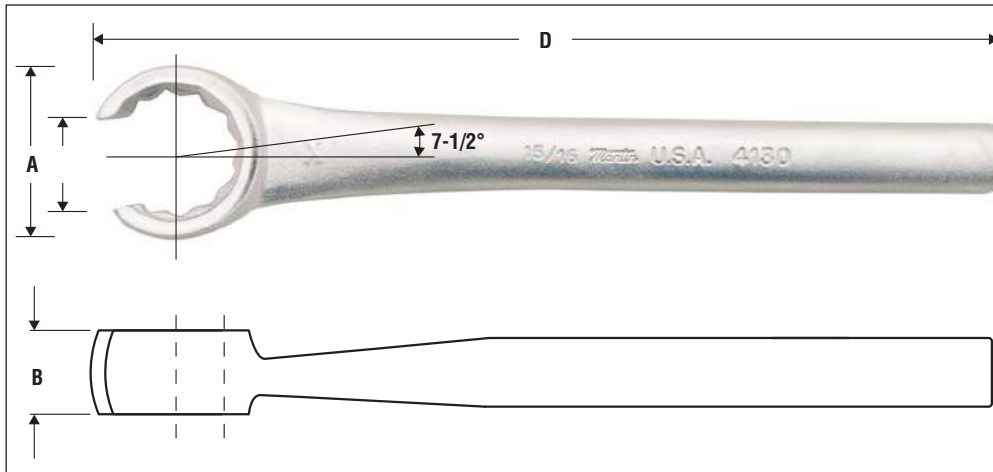
Check Nut Wrenches Set	
CN7K	
OPENING	PART NO.
7/16	601A
1/2	601
9/16	602A
5/8	603A
11/16	603
3/4	604A
7/8	605
Kit Bag	C70

Check Nut Wrenches – Metric							
Wrench Opening	Diameter of Head		Length C	Weight Each (lb)	Part Number Industrial Black	Std. Pkg. Qty.	Wrench Opening
	A	B					
10 mm	25.4 mm	3.2 mm	101.6 mm	.05	610MM	6	10 mm
11 mm	25.4 mm	3.2 mm	101.6 mm	.05	611MM	6	11 mm
12 mm	25.4 mm	3.2 mm	101.6 mm	.05	612MM	6	12 mm
13 mm	25.4 mm	3.2 mm	101.6 mm	.05	613MM	6	13 mm
14 mm	31.8 mm	4.0 mm	114.3 mm	.11	614MM	6	14 mm
15 mm	31.8 mm	4.0 mm	114.3 mm	.11	615MM	6	15 mm
16 mm	38.1 mm	4.8 mm	130.2 mm	.13	616MM	6	16 mm
17 mm	38.1 mm	4.8 mm	130.2 mm	.13	617MM	6	17 mm
18 mm	38.1 mm	4.8 mm	130.2 mm	.13	618MM	6	18 mm
19 mm	41.3 mm	5.6 mm	155.6 mm	.19	619MM	6	19 mm
21 mm	46.0 mm	6.4 mm	168.3 mm	.28	621MM	6	21 mm
22 mm	46.0 mm	6.4 mm	168.3 mm	.28	622MM	6	22 mm
24 mm	50.8 mm	7.1 mm	190.5 mm	.36	624MM	6	24 mm
27 mm	61.9 mm	7.9 mm	215.9 mm	.66	627MM	6	27 mm
30 mm	61.9 mm	7.9 mm	215.9 mm	.66	630MM	6	30 mm
32 mm	66.7 mm	9.5 mm	254.0 mm	1.12	632MM	6	32 mm
36 mm	66.7 mm	9.5 mm	254.0 mm	1.12	636MM	6	36 mm
37 mm	85.7 mm	11.1 mm	280.0 mm	1.50	637MM	6	37 mm
38 mm	85.7 mm	11.1 mm	289.0 mm	1.50	638MM	6	38 mm
41 mm	87.3 mm	12.7 mm	331.0 mm	2.1	641MM	6	41 mm

Check Nut Wrenches Set – Metric	
CN9KM	
OPENING	PART NO.
10 mm	610MM
11 mm	611MM
12 mm	612MM
13 mm	613MM
14 mm	614MM
15 mm	615MM
16 mm	616MM
17 mm	617MM
19 mm	619MM
Kit Bag	C90



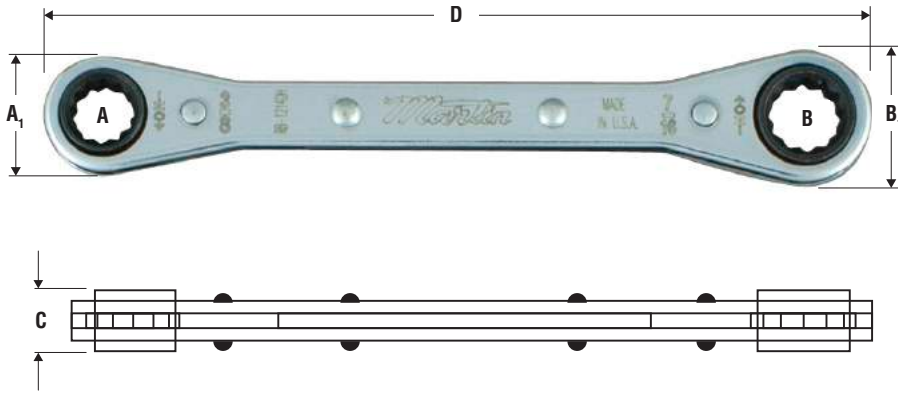
Flare Nut Wrenches



American Alloy Steel
Chrome or Black Finish
12 Point Opening
Drop Forged

Wrench Opening	Diameter of Head		Width of Slot	Length	Weight Each (lb)	Part Number		Std. Pkg. Qty.	Wrench Opening
	A	B	C	D		Chrome	Industrial Black		
3/8	3/4	3/8	9/32	6-7/16	.18	4112	BLK4112	6	3/8
7/16	13/16	3/8	11/32	6-7/16	.20	4114	BLK4114	6	7/16
1/2	7/8	7/16	3/8	6-13/16	.28	4116	BLK4116	6	1/2
9/16	1	7/16	7/16	6-13/16	.30	4118	BLK4118	6	9/16
5/8	1-1/16	1/2	1/2	7-1/16	.38	4120	BLK4120	6	5/8
11/16	1-1/8	1/2	9/16	7-1/16	.45	4122	BLK4122	6	11/16
3/4	1-7/32	9/16	5/8	7-7/16	.53	4124	BLK4124	6	3/4
13/16	1-5/16	5/8	21/32	7-7/16	.60	4126	BLK4126	6	13/16
7/8	1-7/16	5/8	11/16	7-1/2	.60	4128	BLK4128	6	7/8
15/16	1-1/2	5/8	3/4	7-5/8	.63	4130	BLK4130	6	15/16
1	1-9/16	5/8	3/4	7-13/16	.69	4132	BLK4132	6	1
1-1/16	1-5/8	11/16	13/16	7-13/16	.78	4134	BLK4134	6	1-1/16
1-1/8	1-11/16	11/16	7/8	7-13/16	.83	4136	BLK4136	6	1-1/8
1-1/4	1-13/16	11/16	1	7-15/16	.83	4140	BLK4140	6	1-1/4
1-3/8	2-1/16	13/16	1-1/16	9	1.3	4144	BLK4144	6	1-3/8
1-1/2	2-3/8	7/8	1-1/8	10	1.6	4148	BLK4148	6	1-1/2

Ratcheting Box Wrenches & Sets Straight Pattern



Chrome Finish

Different Openings on Each

End in Size from 1/4" through 7/8"

12 Point with 6 Point

Also Available on RB810, 1214 and 1618.

Wrench Opening A x B	Type Opening	Diameter of Head		Thickness of Head	Overall Length	Weight Each (lb)	Part No.	Std. Pkg. Qty.	Wrench Opening A x B
		A ₁	B ₁	C	D				
1/4 x 5/16	6 Point	9/16	5/8	3/8	41/4	.12	RB810	6	1/4 x 5/16
1/4 x 5/16	12 Point	9/16	5/8	3/8	41/4	.13	RB810DH	6	1/4 x 5/16
3/8 x 7/16	6 Point	5/8	7/8	3/8	51/2	.18	RB1214	6	3/8 x 7/16
3/8 x 7/16	12 Point	5/8	7/8	3/8	51/2	.19	RB1214DH	6	3/8 x 7/16
1/2 x 9/16	6 Point	1	1-1/8	1/2	63/4	.42	RB1618	6	1/2 x 9/16
1/2 x 9/16	12 Point	1	1-1/8	1/2	63/4	.42	RB1618DH	6	1/2 x 9/16
5/8 x 11/16	12 Point	1-1/4	1-7/16	1/2	8	.54	RB2022	6	5/8 x 11/16
5/8 x 3/4	12 Point	1-1/4	1-7/16	1/2	8	.52	RB2024	6	5/8 x 3/4
11/16 x 13/16	12 Point	1-7/16	1-9/16	1/2	91/4	.78	RB2226	6	11/16 x 13/16
3/4 x 7/8	12 Point	1-7/16	1-9/16	1/2	91/4	.74	RB2428	6	3/4 x 7/8

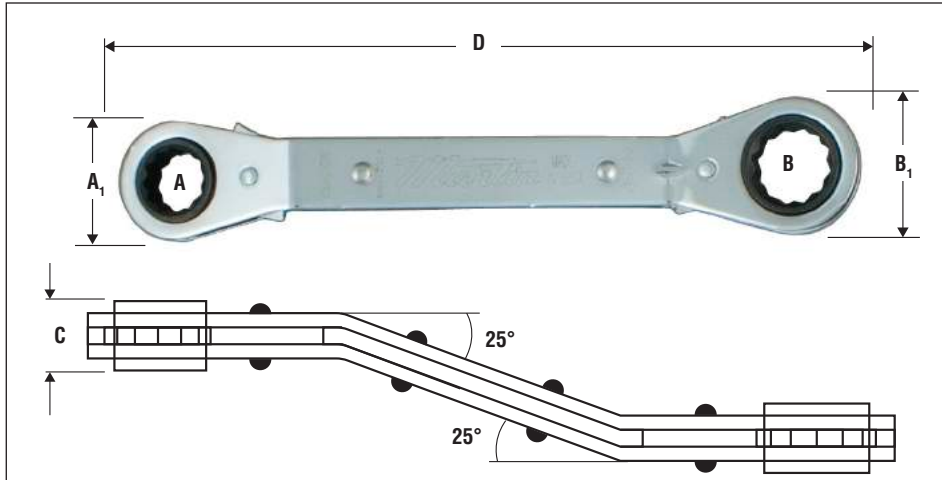
Sets

RB5K		RB7K	
OPENING	PART NO.	OPENING	PART NO.
1/4 x 5/16	RB810	1/4 x 5/16	RB810
3/8 x 7/16	RB1214	3/8 x 7/16	RB1214
1/2 x 9/16	RB1618	1/2 x 9/16	RB1618
5/8 x 11/16	RB2022	5/8 x 11/16	RB2022
3/4 x 7/8	RB2428	5/8 x 3/4	RB2024
Kit Bag	C185	11/16 x 13/16	RB2226
		3/4 x 7/8	RB2428
		Kit Bag	C187



Ratcheting Box Wrenches & Sets

25° Offset Pattern



Chrome Finish

25° Offset

Size Openings from 1/4" through 7/8" with Different Openings on Each End.

RBO810 through RBO1618 6 Point

RBO2022 through RBO2428 12 Point

Wrench Opening A × B	Type Opening	Diameter of Head		Thickness of Head	Overall Length D	Weight Each (lb)	Part No.	Std. Pkg. Qty.	Wrench Opening A × B
		A ₁	B ₁	C					
1/4 × 5/16	6 Point	9/16	5/8	3/8	43/32	.12	RBO810	6	1/4 × 5/16
3/8 × 7/16	6 Point	5/8	7/8	3/8	57/32	.18	RBO1214	6	3/8 × 7/16
1/2 × 9/16	6 Point	1	11/8	1/2	615/32	.42	RBO1618	6	1/2 × 9/16
5/8 × 11/16	12 Point	11/4	17/16	1/2	721/32	.54	RBO2022	6	5/8 × 11/16
5/8 × 3/4	12 Point	11/4	17/16	1/2	721/32	.52	RBO2024	6	5/8 × 3/4
11/16 × 13/16	12 Point	17/16	19/16	1/2	83/4	.78	RBO2226	6	11/16 × 13/16
3/4 × 7/8	12 Point	17/16	19/16	1/2	83/4	.74	RBO2428	6	3/4 × 7/8

Sets

RBO5K		RBO7K	
OPENING	PART NO.	OPENING	PART NO.
1/4 × 5/16	RBO810	1/4 × 5/16	RBO810
3/8 × 7/16	RBO1214	3/8 × 7/16	RBO1214
1/2 × 9/16	RBO1618	1/2 × 9/16	RBO1618
5/8 × 11/16	RBO2022	5/8 × 11/16	RBO2022
5/8 × 3/4	RBO2024	5/8 × 3/4	RBO2024
11/16 × 13/16	RBO2226	11/16 × 13/16	RBO2226
3/4 × 7/8	RBO2428	3/4 × 7/8	RBO2428
Kit Bag	C185	Kit Bag	C187

Ratcheting Box Wrenches & Sets Straight Pattern



Straight Iron Handle



Straight Aluminium Handle



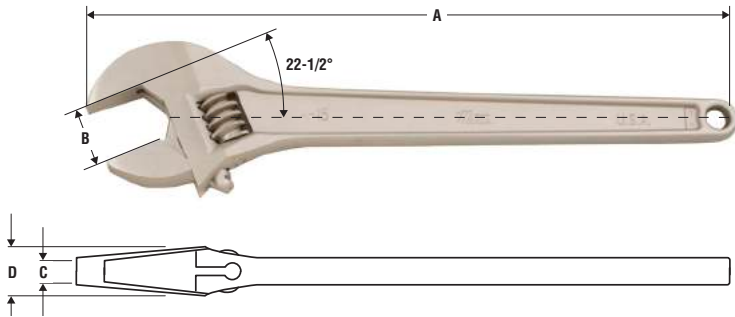
Size	Capacity	Weight Each (lb)	Part Number	Std. Pkg. Qty.	Size	Capacity	Weight Each (lb)	Part Number	Std. Pkg. Qty.
6	3/4	1/2	PW6	6	—	—	—	—	—
8	1	3/4	PW8	6	—	—	—	—	—
10	1-1/2	13/4	PW10	6	10	1-1/2	1	PWA10*	6
12	2	23/4	PW12	6	—	—	—	—	—
14	2	31/2	PW14	6	14	2	2	PWA14	6
18	2-1/2	53/4	PW18	6	18	2-1/2	3-1/2	PWA18*	6
24	3	93/4	PW24	3	24	3	5-3/4	PWA24*	6
36	5	17	PW36	3	36	5	10	PWA36	3
—	—	—	—	—	48	6	17	PWA48*	1

* Limited Supply

Pipe Wrench Parts

Hook Jaw		Heel Jaw & Pin		Flat Spring & Ball		Nut	
PART NUMBER	SIZE	PART NUMBER	SIZE	PART NUMBER	SIZE	PART NUMBER	SIZE
PW6HJ	6	PW6HP	6	PW6SFC	6	PW6N	6
PW8HJ	8	PW8HP	8	PW8SFC	8	PW8N	8
PW10HJ	10	PW10HP	10	PW10SFC	10	PW10N	10
PW12HJ	12	PW12HP	12	PW12SFC	12	PW12N	12
PW14HJ	14	PW14HP	14	PW14SFC	14	PW14N	14
PW18HJ	18	PW18HP	18	PW18SFC	18	PW18N	18
PW24HJ	24	PW24HP	24	PW24SFC	24	PW24N	24
PW36HJ	36	PW36HP	36	PW36SFC	36	PW36N	36
		PW48HP	48	PW48SFC	48	PW48N	48

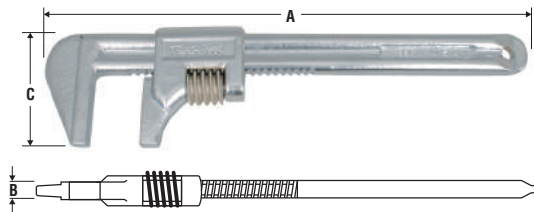
Adjustable Wrench



Drop Forged American Alloy Steel
Extra Wide Capacity
Light Weight
Thin Tapered Head
22-1/2° Angle
Chrome and Industrial Black Finish

Size Length	Capacity	Thickness of Head		Weight Each (lb)	Part Number		Std. Pkg. Qty.	Size Length
		Jaw Tip	Extreme		Chrome	Industrial Black		
A	B	C	D					A
6	15/16	7/32	3/8	.26	A6	A6T	6	6
8	1-1/8	17/64	1/2	.48	A8	A8T	6	8
10	1-5/16	23/64	19/32	.80	A10	A10T	6	10
12	1-1/2	15/32	23/32	1.30	A12	A12T	6	12
15	1-3/4	19/32	31/32	3.00	A15	A15T	6	15
18	2-3/16	23/32	13/16	5.65	A18	A18T	1	18
24	2-1/2	7/8	13/8	8.60	A24	A24T	1	24

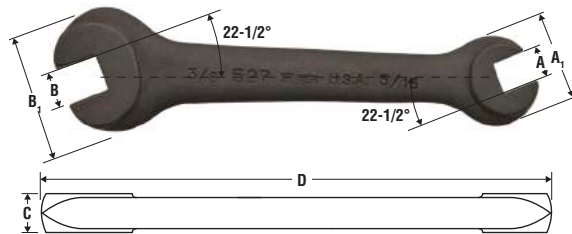
Adjustable Auto Wrench



Drop Forged American Allow Steel
Machined and Heat Treated
Well Suited for General Repair Work

A	Max. Jaw Capacity	B	C	Weight Each (lb)	Part No. Chrome	Std. Pkg. Qty.
11	3	7/16	1-1/2	1.5	89311	1
15	3-7/8	7/16	1-1/2	2	89315	1
18	3-7/8	7/16	1-1/2	3	89318	1

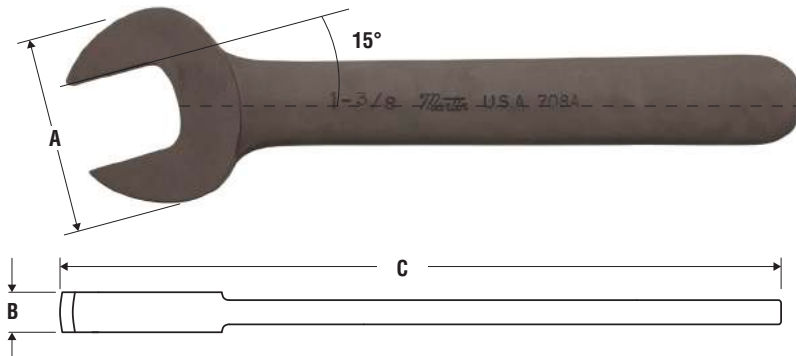
Set Screw Wrench



For Hard Square Set Screws, Cap Screws & Nuts
High Grade Carbon Steel
Machined to Industry Standards

Wrench Openings	Diameter of Head	Thickness of Head	Length	Weight Each (lb)	Part No.	Std. Pkg. Qty.	Wrench Openings
A x B	A ₁ x B ₁	C	D		Industrial Black		A x B
3/16 x 1/4	27/32 x 1-1/16	9/32	41/4	.13	523	6	3/16 x 1/4
1/4 x 5/16	27/32 x 1-1/16	9/32	41/4	.13	525	6	1/4 x 5/16
5/16 x 3/8	1 x 1-5/16	11/32	5	.21	527	6	5/16 x 3/8
3/8 x 7/16	1-1/4 x 1-3/8	3/8	53/4	.33	529	6	3/8 x 7/16
3/8 x 1/2	1-1/4 x 1-3/8	13/32	53/4	.35	530	6	3/8 x 1/2
7/16 x 1/2	1-1/4 x 1-3/8	13/32	53/4	.35	531	6	7/16 x 1/2
1/2 x 5/8	1-3/4 x 1-7/8	9/16	81/2	.90	534	6	1/2 x 5/8

Single Head Open End Engineers Wrench



**American High
Carbon Steel**

**Precision Forged and
through Hardened**


**15/8" and Larger Sizes
Have Tapered Handles**

Industrial Black Finish

Wrench Opening	Diameter of Head	Thickness of Head	Length	Weight Each (lb)	Part Number	Std. Pkg. Qty.	Wrench Opening
	A	B	C		Industrial Black		
7/16	1	5/16	4-5/8	.16	701	6	7/16
1/2	1	5/16	4-5/8	.16	1	6	1/2
9/16	1-3/16	5/16	5-1/2	.19	702	6	9/16
5/8	1-3/8	11/32	6-3/8	.32	703	6	5/8
11/16	1-3/8	11/32	6-3/8	.32	3	6	11/16
3/4	1-9/16	3/8	7-1/4	.44	704	6	3/4
13/16	1-3/4	7/16	8-1/8	.64	705	6	13/16
7/8	1-3/4	7/16	8-1/8	.64	5	6	7/8
15/16	2	7/16	9-1/4	.80	6A	6	15/16
1	2	7/16	9-1/4	.82	706	6	1
1-1/16	2-1/4	9/16	10-1/2	1.26	7	6	1-1/16
1-1/8	2-1/4	9/16	10-1/2	1.22	707	6	1-1/8
1-1/4	2-3/4	19/32	12	2.1	8	6	1-1/4
1-5/16	2-3/4	19/32	12	2.0	8A	6	1-5/16
1-3/8	2-3/4	19/32	12	2.0	708A	6	1-3/8
1-7/16	3	5/8	13-1/2	2.5	9	6	1-7/16
1-1/2	3	5/8	13-1/2	2.5	709	6	1-1/2
1-5/8	3-1/2	7/8	15	3.6	10	1	1-5/8
1-11/16	3-1/2	7/8	15	3.5	10A	1	1-11/16
1-13/16	3-3/4	15/16	16-1/2	5.0	11	1	1-13/16
1-7/8	3-3/4	15/16	16-1/2	5.0	11A	1	1-7/8
2	4-1/8	1	18-1/4	6.2	12	1	2
2-1/16	4-1/8	1	18-1/4	6.2	12A	1	2-1/16
2-3/16	4-1/2	1-1/16	20	8.0	13	1	2-3/16
2-1/4	4-1/2	1-1/16	20	8.0	13A	1	2-1/4
2-3/8	4-5/8	1-1/8	22	9.6	14	1	2-3/8
2-7/16	4-5/8	1-1/8	22	9.6	14A	1	2-7/16
2-9/16	5-1/4	1-3/16	24	13.2	15	1	2-9/16
2-5/8	5-1/4	1-3/16	24	13.1	15A	1	2-5/8
2-3/4	6	1-1/4	27	12.9	16	1	2-3/4
2-13/16	6	1-1/4	27	16.0	16B	1	2-13/16
2-15/16	6	1-1/4	27	16.0	16A	1	2-15/16
3	6-3/8	1-1/2	30	23.7	17A	1	3
3-1/8	6-3/8	1-1/2	30	23.7	17	1	3-1/8
3-3/8	7-1/2	1-5/8	34	31.6	18A	1	3-3/8
3-1/2	7-1/2	1-5/8	34	31.6	18	1	3-1/2
3-3/4	8	1-3/4	37	33.0	19B	1	3-3/4
3-7/8	8	1-3/4	37	33.0	19	1	3-7/8
4-1/8	8	1-3/4	37	32.5	19C	1	4-1/8
4-1/4	8	1-3/4	37	32.0	19A	1	4-1/4
4-1/2	10-1/4	1-7/8	42	50.5	20B	1	4-1/2
4-5/8	10-1/4	1-7/8	42	50.5	20	1	4-5/8
5	10-1/4	1-7/8	42	50.4	20A	1	5

Adjustable Face Spanner

Extreme Capacity	Diameter of Pin	Length of Pin	Overall Length	Weight Each (lb)	Part Number	Std. Pkg. Qty.
	A	B	C		Industrial Black	
2	3/16	7/32	6-1/4	.31	482	6
3	1/4	9/32	8-1/4	.52	483	6
4	5/16	11/32	10-1/4	1.02	484	6




Pin Spanner

For Circle Diameter	Diameter of Pin	Length of Pin	Overall Length	Weight Each (lb)	Part Number	Std. Pkg. Qty.
	A	B	C		Industrial Black	
1	3/16	3/16	4	.08	452	6
1-1/4	13/64	3/16	4-1/2	.11	453	6
1-1/2	7/32	7/32	5	.13	454	6
1-3/4	15/64	7/32	5-1/2	.17	455	6
2	1/4	1/4	6	.20	456	6
2-1/4	17/64	1/4	6-1/2	.24	457	6
2-1/2	9/32	9/32	7	.28	458	6
2-3/4	19/64	9/32	7-1/2	.37	459	6
3	5/16	5/16	8	.43	460	6
3-1/4	21/64	5/16	8-1/2	.47	461	6
3-1/2	11/32	11/32	9	.50	462	6
3-3/4	23/64	11/32	9-1/2	.59	463	6
4	3/8	3/8	10	.69	464	6
5	7/16	7/16	12	1.15	466	6
6	1/2	1/2	14	1.90	468	6



Face Spanner

Center Distance of Pins	Pins		Span of Jaws in Clear	Length from Center of Pins	Thickness	Weight Each (lb)	Part No.	Std. Pkg. Qty.
	Diameter	Length					Industrial Black	
A	B	C	D	E	F			
1	3/16	3/16	11/16	4-1/2	3/16	.12	418	6
1-1/4	7/32	7/32	7/8	5	3/16	.13	420	6
1-1/2	7/32	7/32	1-1/8	5-1/2	3/16	.23	422	6
1-3/4	7/32	7/32	1-3/8	6	7/32	.30	424	6
2	1/4	1/4	1-19/32	6-1/2	7/32	.39	426	6
2-1/4	1/4	1/4	1-27/32	7	7/32	.42	428	6
2-1/2	9/32	9/32	2-1/32	7-1/2	1/4	.52	430	6
2-3/4	9/32	9/32	2-9/32	8	1/4	.59	432	6
3	5/16	5/16	2-1/2	8-1/2	1/4	.70	434	6
3-1/4	5/16	5/16	2-3/4	9-1/8	1/4	.82	436	6
3-1/2	5/16	5/16	3	9-3/4	1/4	.89	438	6
3-3/4	3/8	3/8	3-3/16	10-3/8	1/4	1.0	440	6
4	3/8	3/8	3-7/16	11	1/4	1.1	442	6




Spanner Wrenches & Sets

– Adjustable




Adjustable Hook Spanner

Capacity Range	Thickness of Handle	Thickness of Hook	Depth of Hook	Overall Length	Weight Each (lb)	Part No.	Std. Pkg. Qty.
	A	B	C	D		Industrial Black	
3/4 to 2	1/4	3/8	1/8	6-1/2	.23	471	6
1-1/4 to 3	9/32	1/2	5/32	8-1/16	.43	472	6
2 to 4-3/4	11/32	17/32	7/32	11-3/16	1.03	474	6
4-1/2 to 6-1/4	11/32	17/32	1/4	12	1.07	474A	6
6-1/8 to 8-3/4	11/32	17/32	5/16	13-5/16	1.40	474B	6



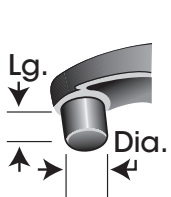
Adjustable Pin Spanner

Capacity Range	Thickness		Pin Size		Overall Length	Weight Each (lb)	Part No.	Std. Pkg. Qty.
	Handle	Hook	Diameter	Length				
	A	B	C	D	E			
3/4 to 2	1/4	3/8	1/8	1/8	6-1/2	.23	0471	6
3/4 to 2	1/4	3/8	3/16	5/32	6-1/2	.23	0471A	6
1-1/4 to 3	9/32	1/2	3/16	3/16	8-1/16	.42	0472	6
1-1/4 to 3	9/32	1/2	1/4	7/32	8-1/16	.42	0472A	6
2 to 4-3/4	11/32	17/32	1/4	1/4	11-3/16	.99	0474	6
4-1/2 to 6-1/4	11/32	17/32	3/8	1/4	12-3/16	1.08	0474A	6

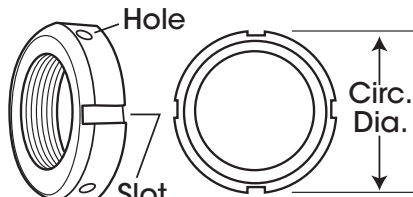


Adjustable Spanner Wrench Sets

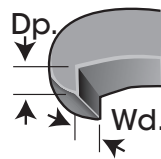
SPW6K		SHW5K	
Image	CAPACITY RANGE PART NO.	Image	CAPACITY RANGE PART NO.
	3/4 to 2 0471		3/4 to 2 471
	3/4 to 2 0471A		1-1/4 to 3 472
	1-1/4 to 3 0472		2 to 4-3/4 474
	1-1/4 to 3 0472A		4-1/2 to 6-1/4 474A
	2 to 4-3/4 0474		6-1/8 to 8-3/4 474B
	4-1/2 to 6-1/4 0474A		Kit Bag C60B
Kit Bag C60B			




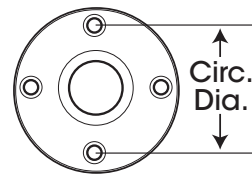
Adjustable Pin Spanner



Pins fit into the holes or slots on the side of the flange or collar.



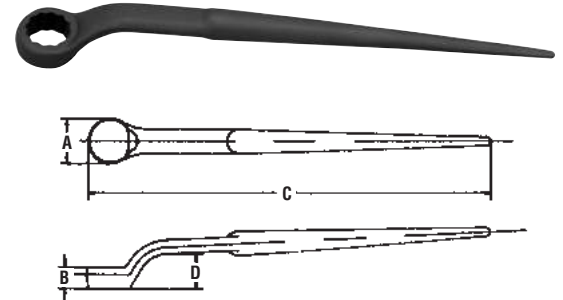
Adjustable Hook Spanner



Pins fit into the holes or slots on the face of the flange or collar.
Adjustable Face Spanner

Structural Box Wrenches

Wrench Opening	Diameter of Head	Thickness of Head	Length	Offset at End		Weight Each (lb)	Part Number	Std. Pkg. Qty.	Wrench Opening
	A	B		D	E				
13/16	1-15/32	11/16	12	1-25/32	1.3	8905A	1	13/16	
7/8	1-15/32	11/16	12	1-25/32	1.3	8905	1	7/8	
15/16	1-5/8	13/16	13	1-61/64	1.3	8906	1	15/16	
1	1-5/8	13/16	13	1-61/64	1.3	8906B	1	1	
1-1/16	1-53/64	7/8	15	2-9/64	1.9	8907	1	1-1/16	
1-1/8	1-53/64	7/8	15	2-9/64	1.9	8907A	1	1-1/8	
1-1/4	2-5/64	15/16	17	2-21/64	2.6	8908	1	1-1/4	
1-5/16	2-5/64	15/16	17	2-21/64	2.0	8908A	1	1-5/16	
1-7/16	2-3/8	1-1/8	19	2-3/4	3.5	8909	1	1-7/16	
1-1/2	2-3/8	1-1/8	19	2-3/4	3.5	8909A	1	1-1/2	
1-5/8	2-5/8	1-3/16	21	2-7/8	4.8	8910	1	1-5/8	
1-11/16	2-5/8	1-3/16	21	2-7/8	4.7	8910A	1	1-11/16	
1-13/16	2-29/32	1-1/4	22	3	6.6	8911	1	1-13/16	
1-7/8	2-29/32	1-1/4	22	3	6.6	8911A	1	1-7/8	
2	3-5/32	1-3/8	24	3-5/32	6.5	8912	1	2	
2-3/16	3-15/32	1-1/2	26	3-1/2	7.3	8913	1	2-3/16	
2-3/8	3-23/32	1-5/8	28	3-11/16	8.5	8914	1	2-3/8	
2-9/16	3-29/32	1-3/4	29	3-13/16	9.2	8915	1	2-9/16	
2-3/4	4-5/32	1-7/8	30	3-9/32	9.8	8916	1	2-3/4	



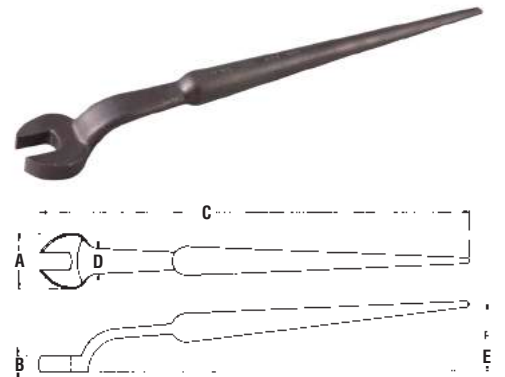
Structural Box Wrench Heads are Offset from Handle to Permit Clearance of Obstructions

Industrial Black

Handles are Tapered to Align Bolt Holes

Structural Wrenches Offset

Wrench Opening	Diameter of Head	Thickness of Head	Length	Handle at Head	Offset at End	Wt. Ea. (lb)	Part Number	Std. Pkg. Qty.	Wrench Opening
	A	B		D	E				
9/16	1-9/16	7/16	12	13/16	1-11/16	.56	901B	1	9/16
5/8	1-9/16	7/16	12	13/16	1-11/16	.56	903A	1	5/8
11/16	1-9/16	7/16	12	13/16	1-11/16	.56	903	1	11/16
3/4	1-9/16	7/16	12	13/16	1-11/16	.70	904A	1	3/4
13/16	2	17/32	14-1/2	15/16	1-7/8	1.3	905A	1	13/16
7/8	2	17/32	14-1/2	15/16	1-7/8	1.3	905	1	7/8
15/16	2	17/32	14-1/2	15/16	1-7/8	1.3	906C	1	15/16
1	2	17/32	14-1/2	15/16	1-7/8	1.3	906B	1	1
1-1/16	2-1/4	5/8	16	1-1/16	2-3/8	1.9	907	1	1-1/16
1-1/8	2-1/4	5/8	16	1-1/16	2-3/8	1.9	907A	1	1-1/8
1-1/4	2-13/16	11/16	19	1-1/4	2-3/4	2.6	908	1	1-1/4
1-5/16	2-13/16	11/16	19	1-1/4	2-3/4	2.6	908A	1	1-5/16
1-7/16	3-1/8	3/4	20	1-1/4	3-1/16	3.5	909	1	1-7/16
1-1/2	3-1/8	3/4	20	1-1/4	3-1/16	3.5	909A	1	1-1/2
1-5/8	3-19/32	13/16	23	1-1/2	3-3/8	4.8	910	1	1-5/8
1-11/16	3-19/32	13/16	23	1-1/2	3-3/8	4.7	910A	1	1-11/16
1-13/16	4-1/8	13/16	24	1-5/8	3-11/16	6.6	911	1	1-13/16
1-7/8	4-1/8	13/16	24	1-5/8	3-11/16	6.6	911A	1	1-7/8
2	4-1/8	13/16	24	1-5/8	3-11/16	6.5	912	1	2



Structural Wrench Heads are Offset from Handle to Permit Clearance of Obstructions


Handles are Tapered to Align Bolt Holes

Construction and Box Wrenches



Construction Wrench 15° Angle

Wrench Opening	Diameter of Head		Length C	Weight Each (lb)	Part Number	Std. Pkg. Qty.	Wrench Opening
	A	B					
5/8	1-9/16	7/16	12	.62	203A	1	5/8
11/16	1-9/16	7/16	12	.62	203	1	11/16
3/4	1-9/16	7/16	12	.58	204A	1	3/4
7/8	2	17/32	14-1/2	2.0	205	1	7/8
15/16	2	17/32	14-1/2	2.0	206C	1	15/16
1	2	17/32	14-1/2	2.0	206B	1	1
1-1/16	2-1/4	5/8	17	1.8	207	1	1-1/16
1-1/8	2-1/4	5/8	17	1.8	207A	1	1-1/8
1-1/4	2-5/8	11/16	19	2.7	208	1	1-1/4
1-5/16	2-5/8	11/16	19	2.7	208A	1	1-5/16
1-7/16	2-5/8	11/16	19	2.6	209	1	1-7/16
1-1/2	2-5/8	11/16	19	2.6	209A	1	1-1/2
1-5/8	4	15/16	22-11/16	7.0	210	1	1-5/8
1-11/16	4	15/16	22-11/16	7.0	210A	1	1-11/16
1-13/16	4	15/16	22-11/16	6.9	211	1	1-13/16
1-7/8	4	15/16	22-11/16	6.9	211A	1	1-7/8
2	4	15/16	22-11/16	6.8	212	1	2




Drop Forged from High Grade Carbon Steel, through Hardening

Straight Handle with 15° Angle Opening

Handles are Tapered to Align Bolt Holes

Adjustable Construction Wrench

Wrench Opening	Size Length A	Thickness of Head		Weight Each (lb)	Part Number	Std. Pkg. Qty.	Wrench Opening
		Jaw Tip B	Extreme C				
		1-1/2	16				



Ratcheting Construction Wrench

Wrench Opening	Size Length A	Thickness of Head		Weight Each (lb)	Part Number	Std. Pkg. Qty.	Wrench Opening
		Jaw Tip B	Extreme C				
		1/2 DR	16				



Barrel Drift Pins

Standard Diameter	Overall Length	Length of Taper	Point Size	Weight Each (lb)	Part Number	Std. Pkg. Qty.
15/16	8-1/2	2-1/2	7/16	1.1	635	1
1-1/16	8-1/2	2-1/2	9/16	1.5	636	1



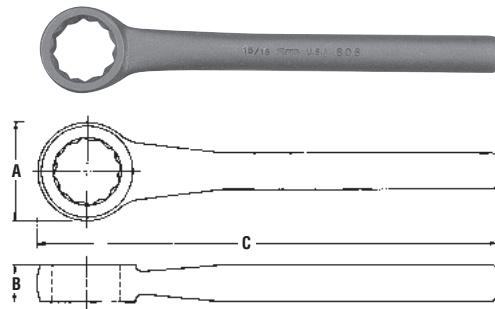
Broad Head Bull Pins

Standard Diameter	Overall Length	Length of Taper	Point Size	Weight Each (lb)	Part Number	Std. Pkg. Qty.
1-1/16	10	8	1/4	1.6	649	1
1-1/4	13	10	5/16	3.0	650	1



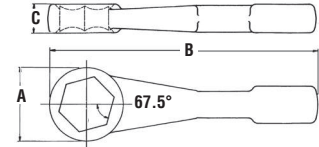
Box Wrenches

Wrench Opening	Diameter of Head		Length C	Weight Each (lb)	Part Number	Std. Pkg. Qty.	Wrench Opening
	A	B					
1/2	29/32	3/8	6-25/32	.28	801	6	1/2
9/16	1-1/32	7/16	6-25/32	.30	802A	6	9/16
5/8	1-1/16	1/2	7-1/8	.38	803A	6	5/8
11/16	1-1/8	1/2	7-3/16	.45	803	6	11/16
3/4	1-7/32	9/16	7-7/16	.53	804A	6	3/4
7/8	1-3/8	5/8	7-1/2	.60	805	6	7/8
15/16	1-7/16	5/8	7-13/16	.63	806	6	15/16
1	1-9/16	11/16	7-13/16	.69	806B	6	1
1-1/16	1-5/8	3/4	7-15/16	.78	807	6	1-1/16
1-1/8	1-11/16	25/32	7-15/16	.83	807A	6	1-1/8
1-1/4	1-23/32	13/16	7-15/16	.83	808	6	1-1/4
1-1/2	2-3/16	7/8	10	1.6	809A	6	1-1/2

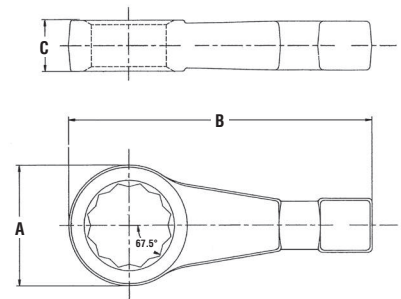


12 Point Box Opening

Wrench Opening	Diameter of Head		Thickness of Head		Length		Wt. Ea. (lb)	Part No.	Std. Pkg. Qty.	Wrench Opening
	A	B	C							
1-1/16	1-25/32	9-7/8	5/8	1.9	RN7063	1	1-1/16			
1-1/4	2	10-1/4	23/32	2.1	RN7075	1	1-1/4			
1-7/16	2-17/64	10-9/16	7/8	2.6	RN7088	1	1-7/16			
1-5/8	2-31/64	11	61/64	2.9	RN7100	1	1-5/8			
1-13/16	2-21/32	11-5/16	63/64	3.5	RN7113	1	1-13/16			
2	3-1/32	11-11/16	1-7/32	4.0	RN7125	1	2			
2-3/16	3-9/32	12	1-1/4	5.2	RN7138	1	2-3/16			
2-3/8	3-13/32	12-3/8	1-7/16	6.0	RN7150	1	2-3/8			
2-9/16	3-3/4	12-11/16	1-17/32	6.6	RN7163	1	2-9/16			
2-3/4	4-11/64	13-1/16	1-17/32	7.5	RN7175	1	2-3/4			
2-15/16	4-23/64	13-7/16	1-17/32	7.9	RN7188	1	2-15/16			
3-1/8	4-31/64	13-13/16	1-5/8	9.4	RN7200	1	3-1/8			
3-1/2	4-31/32	14-1/8	1-23/32	10.5	RN7225	1	3-1/2			
3-7/8	5-35/64	14-1/2	1-23/32	13.3	RN7250	1	3-7/8			
Wrench Opening	Diameter of Head		Thickness of Head		Length		Wt. Ea. (lb)	Part No.	Std. Pkg. Qty.	Wrench Opening
A	B	C								
1	1-25/32	9-7/8	5/8	1.9	1807B	1	1			
1-1/16	1-25/32	9-7/8	5/8	1.9	1807	1	1-1/16			
1-1/8	1-25/32	9-7/8	5/8	1.9	1807A	1	1-1/8			
1-3/16	2	10-1/4	23/32	2.1	1808B	1	1-3/16			
1-1/4	2	10-1/4	23/32	2.1	1808	1	1-1/4			
1-5/16	2	10-1/4	23/32	2.1	1808A	1	1-5/16			
1-3/8	2-17/64	10-9/16	7/8	2.6	1809B	1	1-3/8			
1-7/16	2-17/64	10-9/16	7/8	2.6	1809	1	1-7/16			
1-1/2	2-17/64	10-9/16	7/8	2.6	1809A	1	1-1/2			
1-5/8	2-31/64	11	61/64	2.9	1810	1	1-5/8			
1-11/16	2-31/64	11	61/64	2.9	1810A	1	1-11/16			
1-3/4	2-21/32	11-5/16	63/64	3.5	1811B	1	1-3/4			
1-13/16	2-21/32	11-5/16	63/64	3.5	1811	1	1-13/16			
1-7/8	2-21/32	11-5/16	63/64	3.5	1811A	1	1-7/8			
1-15/16	3-1/32	11-11/16	1-7/32	4.0	1812A	1	1-15/16			
2	3-1/32	11-11/16	1-7/32	4.0	1812	1	2			
2-1/16	3-1/32	11-11/16	1-7/32	4.0	1812B	1	2-1/16			
2-1/8	3-9/32	12	1-1/4	5.2	1813B	1	2-1/8			
2-3/16	3-9/32	12	1-1/4	5.2	1813	1	2-3/16			
2-1/4	3-13/32	12-3/8	1-7/16	6.0	1813A	1	2-1/4			
2-3/8	3-13/32	12-3/8	1-7/16	6.0	1814	1	2-3/8			
2-7/16	3-3/4	12-11/16	1-17/32	6.5	1815B	1	2-7/16			
2-1/2	3-3/4	12-11/16	1-17/32	6.5	1815C	1	2-1/2			
2-9/16	3-3/4	12-11/16	1-17/32	6.5	1815	1	2-9/16			
2-5/8	3-3/4	12-11/16	1-17/32	6.5	1815A	1	2-5/8			
2-3/4	4-11/64	13-1/16	1-17/32	7.5	1816	1	2-3/4			
2-13/16	4-23/64	13-7/16	1-17/32	7.9	1816C	1	2-13/16			
2-15/16	4-23/64	13-7/16	1-17/32	7.9	1816B	1	2-15/16			
3	4-31/64	13-13/16	1-5/8	9.4	1817A	1	3			
3-1/8	4-31/64	13-13/16	1-5/8	9.4	1817	1	3-1/8			
3-3/8	4-31/32	14-1/8	1-23/32	10.5	1818A	1	3-3/8			
3-1/2	4-31/32	14-1/8	1-23/32	10.5	1818	1	3-1/2			
3-3/4	5-35/64	14-1/2	1-23/32	13.3	1819B	1	3-3/4			
3-7/8	5-35/64	14-1/2	1-23/32	13.3	1819	1	3-7/8			
4-1/8	6-3/4	16-7/32	2-7/8	20.8	1820B	1	4-1/8			
4-1/4	6-3/4	16-7/32	2-7/8	20.1	1820	1	4-1/4			
4-1/2	7-1/4	18-7/32	3	35.2	1821B	1	4-1/2			
4-5/8	7-1/4	18-7/32	3	38.0	1821	1	4-5/8			
4-3/4	7-1/4	18-7/32	3	38.2	1822	1	4-3/4			
32 mm	50.8 mm	260.4 mm	18.3 mm	2.1	1832MM	1	32 mm			
36 mm	57.7 mm	268.2 mm	22.4 mm	2.6	1836MM	1	36 mm			
41 mm	63.0 mm	279.4 mm	24.1 mm	2.9	1841MM	1	41 mm			
46 mm	67.6 mm	287.3 mm	24.9 mm	3.5	1846MM	1	46 mm			
50 mm	67.6 mm	287.3 mm	24.9 mm	3.5	1850MM	1	50 mm			
55 mm	83.3 mm	304.8 mm	31.8 mm	5.2	1855MM	1	55 mm			
60 mm	86.6 mm	314.5 mm	36.6 mm	6.0	1860MM	1	60 mm			
65 mm	95.3 mm	322.3 mm	38.9 mm	6.6	1865MM	1	65 mm			
70 mm	105.9 mm	331.7 mm	38.9 mm	7.5	1870MM	1	70 mm			
75 mm	110.7 mm	341.4 mm	38.9 mm	7.9	1875MM	1	75 mm			
80 mm	113.8 mm	350.8 mm	41.1 mm	9.4	1880MM	1	80 mm			



Roughneck "Hammer Wrench"
Straight Pattern — 6 Point
Alloy Steel — Drop Forged



Roughneck "Hammer Wrench"
Straight Pattern — 12 Point
Alloy Steel — Drop Forged
SAE and Metric

Striking Box, Strike Free & Wrench Retainers



Striking Face Box Wrenches - Offset

Offset Pattern — 12 Point

Black Industrial Finish

Drop Forged

SAE and Metric

Wrench Opening	Diameter of Head	Thickness of Head	Length	Weight Each	Part Number	Std. Pkg. Qty.
	A	B				
1	1-25/32	3/4	10	1.9	8807 B	1
1-1/16	1-25/32	3/4	10	1.9	8807	1
1-1/8	1-25/32	3/4	10	1.8	8807A	1
1-3/16	2-1/16	27/32	11	2.6	8808B	1
1-1/4	2-1/16	27/32	11	2.6	8808	1
1-5/16	2-1/16	27/32	11	2.6	8808A	1
1-3/8	2-25/64	15/16	11-1/2	3.4	8809B	1
1-7/16	2-25/64	15/16	11-1/2	3.4	8809	1
1-1/2	2-25/64	15/16	11-1/2	3.3	8809A	1
1-5/8	2-21/32	1-1/16	12	4.0	8810	1
1-11/16	2-21/32	1-1/16	12	4.0	8810A	1
1-3/4	2-21/32	1-1/16	12	3.9	8811B	1
1-13/16	3-3/32	1-3/16	13	5.4	8811	1
1-7/8	3-3/32	1-3/16	13	5.4	8811A	1
1-15/16	3-3/32	1-3/16	13	5.3	8812A	1
2	3-3/32	1-3/16	13	5.2	8812	1
2-1/8	3-17/32	1-5/16	13-1/2	6.9	8813B	1
2-3/16	3-17/32	1-5/16	13-1/2	6.9	8813	1
2-1/4	3-17/32	1-5/16	13-1/2	6.7	8813A	1
2-5/16	3-13/16	1-7/16	14	8.1	8814A	1
2-3/8	3-13/16	1-7/16	14	7.8	8814	1
2-1/2	3-13/16	1-7/16	14	7.8	8815B	1
2-9/16	4-7/32	1-5/8	15	10.6	8815	1
2-5/8	4-7/32	1-5/8	15	10.5	8815A	1
2-3/4	4-7/32	1-5/8	15	10.2	8816	1
2-7/8	4-25/32	1-7/8	16	14.0	8816C	1
2-15/16	4-25/32	1-7/8	16	13.8	8816B	1
3	4-25/32	1-7/8	16	13.7	8817	1
3-1/8	4-25/32	1-7/8	16	13.3	8817A	1
3-3/8	6-1/4	2-3/8	18	26.7	8818A	1
3-1/2	6-1/4	2-3/8	18	26.3	8818	1
3-3/4	6-1/4	2-3/8	18	25.3	8819B	1
3-7/8	6-1/4	2-3/8	18	24.8	8819	1
4-1/8	6-1/4	2-3/8	18	23.6	8819C	1
4-1/4	6-1/4	2-3/8	18	22.9	8819A	1
32 mm	52.5 mm	21.5 mm	279.5 mm	2.6	8832MM	1
36 mm	60.5 mm	24.0 mm	292.0 mm	3.4	8836MM	1
41 mm	67.5 mm	27.0 mm	305.0 mm	4.0	8841MM	1
46 mm	78.5 mm	30.0 mm	330.0 mm	5.4	8846MM	1
50 mm	78.5 mm	30.0 mm	330.0 mm	5.2	8850MM	1
55 mm	89.5 mm	33.5 mm	343.0 mm	6.9	8855MM	1
60 mm	97.0 mm	36.5 mm	355.5 mm	7.8	8860MM	1
65 mm	107.0 mm	41.5 mm	381.0 mm	10.6	8865MM	1
70 mm	107.0 mm	41.5 mm	381.0 mm	10.2	8870MM	1
75 mm	121.5 mm	47.5 mm	406.5 mm	13.8	8875MM	1
80 mm	121.5 mm	47.5 mm	406.5 mm	13.3	8880MM	1

Tube or Strike Free Wrench

24" Handle		36" Handle			
24TWH		36TWH			
Part Number	Opening	Part Number	Opening	Part Number	Opening
8707	1-1/16	8710A	1-11/16	8714	2-3/8
8707A	1-1/8	8711B	1-3/4	8715B	2-1/2
8708B	1-3/16	8711	1-13/16	8715	2-9/16
8708	1-1/4	8711A	1-7/8	8715A	2-5/8
8708A	1-5/16	8712A	1-15/16	8716	2-3/4
8709B	1-3/8	8712	2	8716C	2-7/8
8709	1-7/16	8713B	2-1/8	8716B	2-15/16
8709A	1-1/2	8713	2-3/16	8717	3
8710	1-5/8	8713A	2-1/4	8717A	3-1/8
-	-	8714A	2-5/16	-	-

Wrench Retainer

Part Number	Fits Stud Size	Length	Weight (lb)
HT58	5/8" - 11	2"	8 oz
HT34	3/4" - 10	2-3/16"	10 oz
HT78	7/8" - 9	2-3/8"	13 oz
HT100	1" - 8	2-1/2"	1
HT118	1-1/8" - 8	2-11/16"	1.1
HT114	1-1/4" - 8	2-7/8"	1.4
HT138	1-3/8" - 8	3-1/16"	1.5
HT112	1-1/2" - 8	3-1/4"	1.6
HT158	1-5/8" - 8	3-3/8"	1.9
HT134	1-3/4" - 8	3-9/16"	2.1
HT178	1-7/8" - 8	3-3/4"	2.4
HT200	2" - 8	3-15/16"	2.5
HT214	2-1/4" - 8	4-1/4"	2.9
HT212	2-1/2" - 8	4-5/8"	3.6

Wrench Retainer Set

Part Number	Description	Weight (lb)
HT34178	Set of 10, 1 of each size HT34 to HT178	22

Hex Key Wrench Sets

	Part Number	Approx. Wt. (lb)	Quantity		Part Number	Approx. Wt. (lb)	Quantity
	13S	.75	1		11SA	.6	1
Contains 13 keys, short arm series, each in a separate size-marked pocket, inch sizes: .050, 1/16, 5/64, 3/32, 7/64, 1/8, 9/64, 5/32, 3/16, 7/32, 1/4, 5/16, 3/8. Kit Bag C691				11 keys, short arm series, inch sizes: .050, 1/16, 5/64, 3/32, 1/8, 5/32, 3/16, 7/32, 1/4, 5/16, 3/8. Kit Bag C691			
	Part Number	Approx. Wt. (lb)	Quantity		Part Number	Approx. Wt. (lb)	Quantity
	9L	.9	1		9S	.3	1
9 keys, 6" long arm series, inch sizes: 5/64, 3/32, 1/8, 5/32, 3/16, 17/32, 1/4, 5/16, 3/8. Kit Bag C591				9 keys, short arm series, inch sizes: 5/64, 3/32, 1/8, 5/32, 3/16, 7/32, 1/4, 5/16, 3/8. Kit Bag C691			
	Part Number	Approx. Wt. (lb)	Quantity		Part Number	Approx. Wt. (lb)	Quantity
	9SM	.58	1		7S	.25	1
9 metric keys, short arm series, mm sizes: 1.5, 2, 2.5, 3, 4, 5, 6, 8, 10. Kit Bag C691				7 keys, short arm series, inch sizes: 5/64, 3/32, 1/8, 5/32, 3/16, 7/32, 1/4. Kit Bag C791			
	Part Number	Approx. Wt. (lb)	Quantity		Part Number	Approx. Wt. (lb)	Quantity
	11S	1.6	1		7SM	.66	1
11 keys, short arm series, inch sizes: 5/64, 3/32, 1/8, 5/32, 3/16, 7/32, 1/4, 5/16, 3/8, 1/2, 9/16. Kit Bag C691				7 metric keys, short arm series, mm sizes: 2, 2.5, 3, 4, 5, 6, 8. Kit Bag C691			

JackKey Wrench Sets

	Part Number	Approx. Wt. (lb)	Quantity		Part Number	Approx. Wt. (lb)	Quantity	
	5LK	1.62	1		9LK	1.06	1	
JackKey® Set with 5 long bits in inch sizes: 3/16, 7/32, 1/4, 5/16, 3/8. Bit lengths 33/8" - 5". Handle length 5-1/4".				JackKey® Set with 9 bits in inch sizes: .050, 1/16, 5/64, 3/32, 7/64, 1/8, 9/64, 5/32, 3/16.				
	Part Number	Approx. Wt. (lb)	Quantity		Part Number	Approx. Wt. (lb)	Quantity	
	7LKM	.15	1		8SK	.3	1	
Metric JackKey® Set with 7 bits in mm sizes: 1.5, 2, 2.5, 3, 4, 5, 6. Bit lengths 38-50 mm. Handle length 100 mm.				JackKey® Set with 8 bits in inch sizes: .050, 1/16, 5/64, 3/32, 7/64, 1/8, 9/64, 5/32. Bit lengths 2" - 2-1/2". Handle length 3".				
	Part Number	Approx. Wt. (lb)	Quantity		Part Number	Approx. Wt. (lb)	Quantity	
	8LK	2.02	1		9SK	1.06	1	
JackKey® Set with 8 long bits in inch sizes: 3/32, 7/64, 1/8, 9/64, 5/32, 3/16, 7/32, 1/4. Bit lengths 5" - 5-1/2". Handle length 6-1/4".				JackKey® Set with 9 bits in inch sizes: 5/64, 3/32, 7/64, 1/8, 9/64, 5/32, 3/16, 7/32, 1/4. Bit lengths 3" - 3-1/2". Handle length 4".				
Part Number	Approx. Wt. (lb)	Quantity		Part Number	Approx. Wt. (lb)	Quantity		
8SC	.34	1		7SCM	.4	1		
Handle Length: 3-1/2". Contains 8 bits in inch sizes: .050, 1/16, 5/64, 3/32, 7/64, 1/8, 9/64, 5/32.			Handle Length: 3-1/2". Contains 7 bits in metric sizes: 1.5, 2, 2.5, 3, 4, 5, 6.					
Part Number	Approx. Wt. (lb)	Quantity	Part Number	Approx. Wt. (lb)	Quantity	Part Number	Approx. Wt. (lb)	Quantity
9SC	.34	1	9SAC	.6	1	7SCT	.34	1
Handle Length: 3-1/2". Contains 9 bits in inch sizes: .050, 1/16, 5/64, 3/32, 7/64, 1/8, 9/64, 5/32, 3/16.			Handle Length: 4-1/4". Contains 9 bits in inch sizes: 5/64, 3/32, 7/64, 1/8, 9/64, 5/32, 3/16, 7/32, 1/4.			Handle Length: 4-1/4". Contains 7 TORX® bits: T-10, T-15, T-20, T-25, T-27, T-30, T-40.		

Offset Socket Wrenches

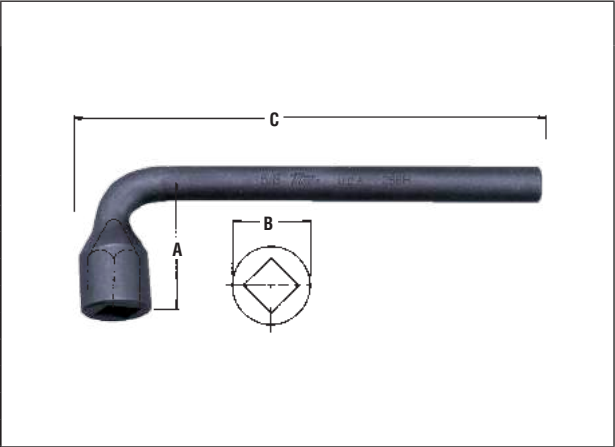


Forged from High Grade Carbon Steel

Special Bends, Lengths Available as Made-to-Order

Square Opening – 4-Point

Wrench Opening	Handle Offset in Clear from Face of Wrench	Diameter of Head	Length	Weight Each (lb)	Part Number	Std. Pkg. Qty.	Wrench Opening
	A						
1/4	13/16	1/2	3-3/8	.07	261J	6	1/4
5/16	1	5/8	3-7/8	.12	262H	6	5/16
3/8	1-1/8	11/16	4-5/16	.23	263H	6	3/8
7/16	1-1/8	7/8	5-7/8	.42	265H	6	7/16
1/2	1-1/4	1	6-1/4	.59	266H	6	1/2
9/16	1-7/16	1-1/8	6-3/4	.85	267H	6	9/16
5/8	1-9/16	1-1/4	7-1/2	.94	268H	6	5/8
3/4	1-5/8	1-3/8	8-3/8	1.2	269H	6	3/4
1-1/4	3	2-3/8	14-7/8	5.3	276H	1	1-1/4



Hexagon Opening – 6-Point

Wrench Opening	Handle Offset in Clear from Face of Wrench	Diameter of Head	Length	Weight Each (lb)	Part Number	Std. Pkg. Qty.	Wrench Opening
	A						
7/16	1-1/8	11/16	4-5/16	.21	263D	6	7/16
1/2	1-1/4	3/4	5-1/8	.33	264A	6	1/2
9/16	1-7/16	7/8	5-7/8	.46	265D	6	9/16
5/8	1-9/16	1	6-1/4	.53	266D	6	5/8
3/4	1-5/8	1-1/8	6-3/4	.79	267D	6	3/4
7/8	2-1/4	1-3/8	8-3/8	1.02	269A	6	7/8
15/16	2-1/4	1-1/2	9-1/8	1.7	270S	6	15/16
1-1/16	2-3/4	1-5/8	10	1.8	271A	1	1-1/16
1-1/8	2-3/4	1-5/8	10	1.9	271D	1	1-1/8
1-1/4	3	1-7/8	11-5/8	2.7	273A	1	1-1/4
1-7/16	3-1/4	2-1/8	13-1/4	4.1	275A	1	1-7/16
1-1/2	3-1/4	2-1/8	13-1/4	4.1	275D	1	1-1/2
1-5/8	3-1/2	2-3/8	14-7/8	5.8	276A	1	1-5/8



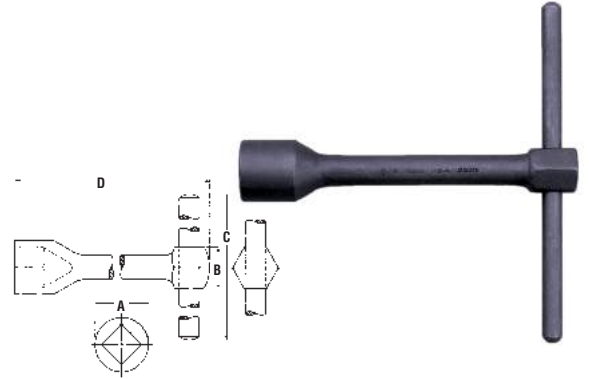
Upset Forged from Carbon Steel

Special Lengths Can Be Ordered in Quantities

Pin Handle Can Be Removed, Enabling Use of a Wrench on Hex End of Shank

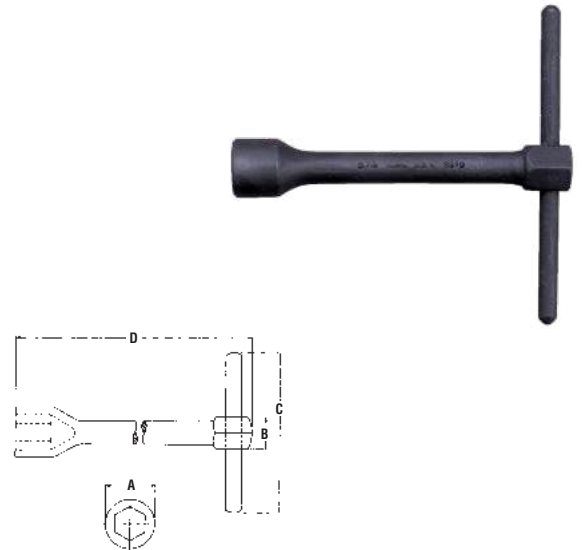
Square Opening – 4-Point

Wrench Opening	Diameter of Head	Size Hex on Handle End	Length of Pin Handle	Overall Length	Weight Each (lb)	Part Number	Std. Pkg. Qty.	Wrench Opening
	A	B	C	D				
3/16	1/2	13/32	4-1/2	4-1/4	.12	961H	6	3/16
1/4	1/2	13/32	4-1/2	4-1/4	.12	961J	6	1/4
5/16	5/8	17/32	4-1/2	4-1/2	.17	962H	6	5/16
3/8	11/16	5/8	4-1/2	4-7/8	.29	963H	6	3/8
7/16	7/8	3/4	5-1/2	5-3/4	.57	965H	12	7/16
1/2	1	3/4	6-1/8	6-1/8	.68	966H	12	1/2
9/16	1-1/8	7/8	6-1/8	6-1/2	.94	967H	6	9/16
5/8	1-1/4	7/8	7	7	1.18	968H	6	5/8
3/4	1-3/8	7/8	7	73/8	1.20	969H	1	3/4
7/8	1-5/8	1-1/4	8-1/4	8-1/4	2.2	971H	1	7/8



Hexagon Opening – 6-Point

Wrench Opening	Diameter of Head	Size Hex on Handle End	Length of Pin Handle	Overall Length	Weight Each (lb)	Part Number	Std. Pkg. Qty.	Wrench Opening
	A	B	C	D				
5/16	1/2	13/32	4-1/2	4-1/4	.12	961A	6	5/16
3/8	5/8	17/32	4-1/2	4-1/2	.17	962D	6	3/8
7/16	11/16	5/8	4-1/2	4-7/8	.28	963D	6	7/16
1/2	3/4	11/16	5-1/2	5-1/4	.40	964A	12	1/2
9/16	7/8	3/4	5-1/2	5-3/4	.56	965D	12	9/16
5/8	1	3/4	6-1/8	6-1/8	.68	966D	12	5/8
11/16	1-1/8	7/8	6-1/8	6-1/2	.94	967A	6	11/16
3/4	1-1/8	7/8	6-1/8	6-1/2	.91	967D	6	3/4
7/8	1-3/8	7/8	7	7-3/8	1.24	969A	1	7/8
15/16	1-1/2	1-1/16	7-7/8	7-7/8	1.8	970S	1	15/16
1	1-1/2	1-1/16	7-7/8	7-7/8	1.9	970D	1	1
1-1/16	1-5/8	1-1/4	8-1/4	8-1/4	2.3	971A	1	1-1/16
1-1/8	1-5/8	1-1/4	8-1/4	8-1/4	2.2	971D	1	1-1/8
1-1/4	1-7/8	1-1/4	8-1/4	9-1/8	3.0	973A	1	1-1/4
1-5/16	1-7/8	1-1/4	8-1/4	9-1/8	2.9	973B	1	1-5/16
1-1/2	2-1/8	1-7/16	8-1/4	10	3.8	975D	1	1-1/2
1-5/8	2-3/8	1-5/8	10-3/8	10-3/8	5.5	976A	1	1-5/8



Mechanic's Starter Set – Industrial



Tool Box Included - BX21



M46K

ADJUSTABLE WRENCHES		3/8" DRIVE SOCKET SET	
6"	A6	1/4"	B1208
		5/16"	B1210
		3/8"	B1212
COMBINATION WRENCH SET			
1/4"	1158	7/16"	B1214
5/16"	1159	1/2"	B1216
3/8"	1160	9/16"	B1218
7/16"	1161	5/8"	B1220
1/2"	1162	11/16"	B1222
9/16"	1163	3/4"	B1224
5/8"	1164	15/16" x 15/16"	3719
11/16"	1165	1" x 1"	3720
3/4"	1166	Kit Bag	C111
13/16"	1167A	13/16"	B1226
7/8"	1167	7/8"	B1228
Kit Bag	C110	15/16"	B1230
Kit Bag	C55	1"	B1232
15/16"	1168	7" Rev. Ratchet	B52
1"	1170	3" Ext.	B103
1-1/16"	1171	6" Ext.	B105
1-1/8"	1172	Universal	B140A
1-1/4"	1173	Flex Handle	B40A
HAMMERS		CHISEL & PUNCH	
12 oz Ball Peen	104G	3/16" Pin Punch	P6
		1/4" Center Punch	P38
		1/2" Cold Chisel	C16
		7/16"	1161
PLIERS & SCREWDRIVERS			
8" Combination Slip Joint Pliers	P208		
6" Diagonal Cutting Pliers	P206		
6-1/2" Long Chain Nose Side Cutting Pliers	P506		
6" Square Blade Screwdriver	SDS6		
6" No. 3 Phillips Screwdriver	SDP6		

M46KM

ADJUSTABLE WRENCHES		3/8" DRIVE SOCKET SET	
6"	A6	8 mm	BM1208
		9 mm	BM1209
		10 mm	BM1210
COMBINATION WRENCH SET			
7 mm	1107MM	11 mm	BM1211
8 mm	1108MM	12 mm	BM1212
9 mm	1109MM	13 mm	BM1213
10 mm	1110MM	14 mm	BM1214
11 mm	1111MM	15 mm	BM1215
12 mm	1112MM	16 mm	BM1216
13 mm	1113MM	17 mm	BM1217
14 mm	1114MM	18 mm	BM1218
15 mm	1115MM	19 mm	BM1219
16 mm	1116MM	Adaptor	BS130
17 mm	1117MM	7" Rev. Ratchet	B52
Kit Bag	C110	3" Ext.	B103
Kit Bag	C55	6" Ext.	B105
24 mm	1124MM	Universal	B140A
26 mm	1126MM	Flex Handle	B40A
28 mm	1128MM	6" Ext.	B105
29 mm	1129MM	Universal	B140A
30 mm	1130MM	Flex Handle	B40A
HAMMERS		CHISEL & PUNCH	
12 oz Ball Peen	104G	3/16" Pin Punch	P6
		1/4" Center Punch	P38
		1/2" Cold Chisel	C16
		7/16"	1161
PLIERS & SCREWDRIVERS			
8" Combination Slip Joint Pliers	P208		
6" Diagonal Cutting Pliers	P206		
6-1/2" Long Chain Nose Side Cutting Pliers	P506		
6" Square Blade Screwdriver	SDS6		
6" No. 3 Phillips Screwdriver	SDP6		



Tool Box Included - BX26



M100K

3/8" DRIVE SOCKET SET		1/2" DRIVE SOCKET SET	
1/4"	B1208	3/8"	ST1212
5/16"	B1210	7/16"	ST1214
3/8"	B1212	1/2"	ST1216
7/16"	B1214	9/16"	ST1218
1/2"	B1216	5/8"	ST1220
9/16"	B1218	11/16"	ST1222
5/8"	B1220	3/4"	ST1224
11/16"	B1222	13/16"	ST1226
3/4"	B1224	7/8"	ST1228
13/16"	B1226	15/16"	ST1230
7/8"	B1228	1"	ST1232
15/16"	B1230	1-1/16"	ST1234
1"	B1232	1-1/8"	ST1236
3" Ext	B103	1-3/16"	ST1238
6" Ext	B105	1-1/4"	ST1240
Flex Handle	B40A	5" Ext	S110P
Universal Joint	B140A	10" Ext.	S115P
7" Rev. Ratchet	B52	Flex Handle	SF41
		Rev. Ratchet	SF51
COMBINATION WRENCHES			
1/4"	1158	FLARE NUT WRENCHES	
5/16"	1159	3/8"	4112
3/8"	1160	7/16"	4114
7/16"	1161	1/2"	4116
1/2"	1162	9/16"	4118
9/16"	1163	C-CLAMPS	
5/8"	1164	0 - 3"	CC403
11/16"	1165	0 - 6-1/16"	CC406
3/4"	1166	HAMMERS	
13/16"	1167A	12 oz	104G
7/8"	1167	1.50 lb	HSB15
Kit Bag	C110	1.25 lb	HPD1
5/16"	1168	SCREWDRIVERS & PLIERS	
1"	1170	8" Combo	P208
1-1/16"	1171	6" Diagonal	P206
1-1/8"	1172	6-1/2" Chain Nose	P506
1-1/4"	1173	10" Groove	P510
Kit Bag	C55	4" Square Blade	SDS4
CHISEL & PUNCH			
3/16" Pin	P6	6" Square Blade	SDS6
3/16" Center	P40	10" Square Blade	SDS10
1/2" Cold	C16	3" Phillips No. 1	SDP3
1/4" Pin	P8	4" Phillips No. 2	SDP4
1/4" Center	P42	6" Phillips No. 3	SDP6
3/4" Cold	C24	1-1/2" Stubby No. 2	SDP1
1/16" Pin	P2	ADJUSTABLE & PIPE WRENCHES	
1/4" Taper	P27	6"	A6
HEX KEY WRENCH SET			
13 pcs. Short Arm Series	13S	10"	A10
		10"	PW10

M100KM

3/8" DRIVE SOCKET SET		1/2" DRIVE SOCKET SET	
8 mm	BM1208	10 mm	STM1210
9 mm	BM1209	11 mm	STM1211
10 mm	BM1210	12 mm	STM1212
11 mm	BM1211	13 mm	STM1213
12 mm	BM1212	14 mm	STM1215
13 mm	BM1213	17 mm	STM1217
14 mm	BM1214	19 mm	STM1219
15 mm	BM1215	22 mm	STM1222
16 mm	BM1216	23 mm	STM1223
17mm	BM1217	24 mm	STM1224
18 mm	BM1218	25 mm	STM1225
19 mm	BM1219	26 mm	STM1226
Adaptor	BS130	27 mm	STM1227
3" Ext	B103	30 mm	STM1230
5" Ext.	B105	32 mm	STM1232
Flex Handle	B40A	5" Ext	S110P
Universal Joint	B140A	10" Ext.	S115P
7" Rev. Ratchet	B52	Flex Handle	SF41
		Rev. Ratchet	SF51
COMBINATION WRENCHES			
7 mm	1107MM	FLARE NUT WRENCHES	
8 mm	1108MM	3/8"	4112
9 mm	1109MM	7/16"	4114
10 mm	1110MM	1/2"	4116
11 mm	1111MM	9/16"	4118
12 mm	1112MM	C-CLAMPS	
13 mm	1113MM	0 - 3"	CC403
14 mm	1114MM	0 - 6-1/16"	CC406
15 mm	1115MM	HAMMERS	
16 mm	1116MM	12 oz	104G
17 mm	1117MM	1.50 lb	HSB15
Kit Bag	C110	1.25 lb	HPD1
24 mm	1124MM	SCREWDRIVERS & PLIERS	
26 mm	1126MM	8" Combo	P208
28 mm	1128MM	6" Diagonal	P206
29 mm	1129MM	6-1/2" Chain Nose	P506
30 mm	1130MM	10" Groove	P510
Kit Bag	C55	4" Square Blade	SDS4
CHISEL & PUNCH			
3/16" Pin	P6	6" Square Blade	SDS6
3/16" Center	P40	10" Square Blade	SDS10
1/2" Cold	C16	3" Phillips No. 1	SDP3
1/4" Pin	P8	4" Phillips No. 2	SDP4
1/4" Center	P42	6" Phillips No. 3	SDP6
3/4" Cold	C24	1-1/2" Stubby No. 2	SDP1
1/16" Pin	P2	ADJUSTABLE & PIPE WRENCHES	
1/4" Taper	P27	6"	A6
HEX KEY WRENCH SET			
13 pcs. Short Arm Series	13S	10"	A10
		10"	PW10

1/4" and 3/8" Drive Master Sets



MB20K			
1/4" DRIVE SOCKET SET		3/8" DRIVE SOCKET SET	
3/16" 6 Point Std. Socket	M606	3/8" 6 Point Std. Socket	B612
7/32" 6 Point Std. Socket	M607	7/16" 6 Point Std. Socket	B614
1/4" 6 Point Std. Socket	M608	1/2" 6 Point Std. Socket	B616
9/32" 6 Point Std. Socket	M609	9/16" 6 Point Std. Socket	B618
5/16" 6 Point Std. Socket	M610	5/8" 6 Point Std. Socket	B620
11/32" 6 Point Std. Socket	M611	11/16" 6 Point Std. Socket	B622
Spinner Handle	M106	3/4" 6 Point Std. Socket	B624
		13/16" 6 Point Std. Socket	B626
		8" Reversible Ratchet	B52
		3" Extension	B103
		6" Extension	B105
		5/8" Spark Plug Socket	BD620P
		Adaptor 3/8" F to 1/4" M	BS129
		Metal Box	98



MBM20K			
1/4" DRIVE SOCKET SET		3/8" DRIVE SOCKET SET	
5 mm 6 Point Std. Socket	MM605	12 mm 6 Point Std. Socket	BM612
6 mm 6 Point Std. Socket	MM606	13 mm 6 Point Std. Socket	BM613
7 mm 6 Point Std. Socket	MM607	14 mm 6 Point Std. Socket	BM614
8 mm 6 Point Std. Socket	MM608	15 mm 6 Point Std. Socket	BM615
9 mm 6 Point Std. Socket	MM609	16 mm 6 Point Std. Socket	BM616
10 mm 6 Point Std. Socket	MM610	17 mm 6 Point Std. Socket	BM617
Spinner Handle	M106	18 mm 6 Point Std. Socket	BM618
		19 mm 6 Point Std. Socket	BM619
		8" Reversible Ratchet	B52
		3" Extension	B103
		6" Extension	B105
		5/8" Spark Plug Socket	BD620P
		Adaptor 3/8" F to 1/4" M	BS129
		Metal Box	98



Metric

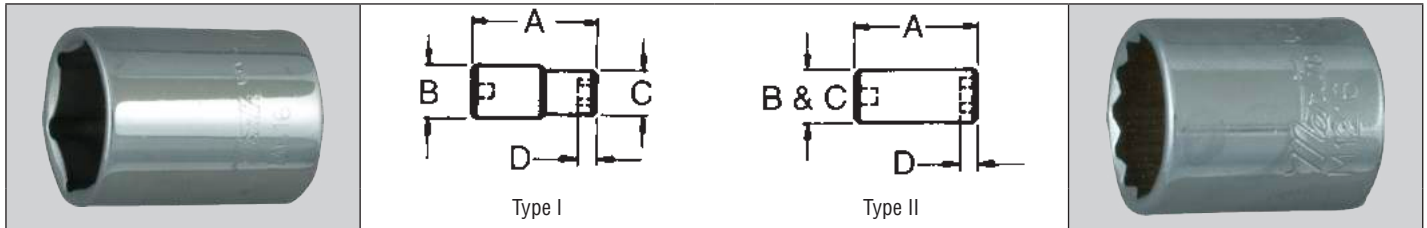
MB28K			
1/4" DRIVE SOCKET SET		3/8" DRIVE SOCKET SET	
1/4" 6 Point Std. Socket	M608	7/16" 6 Point Std. Socket	B614
9/32" 6 Point Std. Socket	M609	1/2" 6 Point Std. Socket	B616
5/16" 6 Point Std. Socket	M610	9/16" 6 Point Std. Socket	B618
11/32" 6 Point Std. Socket	M611	5/8" 6 Point Std. Socket	B620
3/8" 6 Point Std. Socket	M612	11/16" 6 Point Std. Socket	B622
7 mm 6 Point Std. Socket	MM607	3/4" 6 Point Std. Socket	B624
8 mm 6 Point Std. Socket	MM608	12 mm 6 Point Std. Socket	BM612
9 mm 6 Point Std. Socket	MM609	13 mm 6 Point Std. Socket	BM613
10 mm 6 Point Std. Socket	MM610	14 mm 6 Point Std. Socket	BM614
11 mm 6 Point Std. Socket	MM611	15 mm 6 Point Std. Socket	BM615
Spinner Handle	M106	17 mm 6 Point Std. Socket	BM617
		19 mm 6 Point Std. Socket	BM619
		8" Reversible Ratchet	B52
		3" Extension	B103
		6" Extension	B105
		5/8" Spark Plug Socket	BD620P
		Adaptor 3/8" F to 1/4" M	BS129
		Metal Box	98





1/4" Drive Sockets & Attachments – Chrome

Type	Item	Description	Part Number	Std. Pkg. Qty.
Ratchet		Chrome 43 tooth Head diameter 1" Length 5 1/2" Weight .40 lb	M52	6
Ratchet Replacement Head		Preassembled Ratchet Replacement Head Weight .19 lb	M52RD	1
Extension Bar		3" Extension Bar Weight .17 lb	M103	6
Spinner		Spinner Handle Length 6"	M106	6



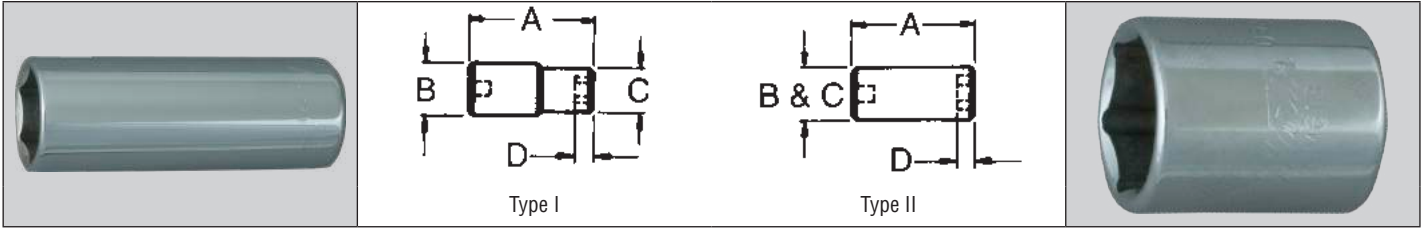
1/4" Square Drive 12 Point Standard

Opening	Type	Length	Drive End	Opening End	Minimum Depth	Weight Each (lb)	Part Number	Std. Pkg. Qty.	Opening
		A	B	C	D		Chrome		
3/16	I	13/16	31/64	5/16	7/32	.01	M1206	6	3/16
7/32	I	13/16	31/64	23/64	15/64	.01	M1207	6	7/32
1/4	I	13/16	31/64	25/64	1/4	.01	M1208	6	1/4
9/32	I	13/16	31/64	7/16	19/64	.02	M1209	6	9/32
5/16	II	13/16	—	31/64	21/64	.02	M1210	6	5/16
11/32	II	13/16	—	33/64	21/64	.03	M1211	6	11/32
3/8	II	13/16	—	9/16	5/16	.03	M1212	6	3/8
7/16	II	13/16	—	5/8	21/64	.04	M1214	6	7/16
1/2	II	13/16	—	45/64	13/32	.04	M1216	6	1/2

1/4" Square Drive 6 Point Standard

Opening	Type	Length	Drive End	Opening End	Minimum Depth	Weight Each (lb)	Part Number	Std. Pkg. Qty.	Opening
		A	B	C	D		Chrome		
5/32	I	13/16	31/64	9/32	7/32	.01	M605	6	5/32
3/16	I	13/16	31/64	5/16	7/32	.01	M606	6	3/16
7/32	I	13/16	31/64	23/64	15/64	.01	M607	6	7/32
1/4	I	13/16	31/64	25/64	1/4	.01	M608	6	1/4
9/32	I	13/16	31/64	7/16	19/64	.02	M609	6	9/32
5/16	II	13/16	—	31/64	21/64	.02	M610	6	5/16
11/32	II	13/16	—	33/64	21/64	.03	M611	6	11/32
3/8	II	13/16	—	9/16	5/16	.03	M612	6	3/8
7/16	II	13/16	—	5/8	21/64	.04	M614	6	7/16
1/2	II	13/16	—	45/64	13/32	.04	M616	6	1/2

1/4" Drive Sockets & Sets – Chrome



1/4" Square Drive 6 Point Deep

Opening	Type	Length	Drive End	Opening End	Minimum Depth	Weight Each (lb)	Part Number	Std. Pkg. Qty.	Opening
		A	B	C	D		Chrome		
3/16	I	1-61/64	15/32	5/16	13/64	.05	MD606	6	3/16
7/32	I	1-61/64	15/32	23/64	15/64	.06	MD607	6	7/32
1/4	I	1-61/64	15/32	25/64	11/32	.06	MD608	6	1/4
9/32	I	1-61/64	15/32	7/16	11/32	.06	MD609	6	9/32
5/16	II	1-61/64	—	15/32	13/32	.06	MD610	6	5/16
11/32	II	1-61/64	—	33/64	35/64	.06	MD611	6	11/32
3/8	II	1-61/64	—	37/64	35/64	.09	MD612	6	3/8
7/16	II	1-61/64	—	5/8	35/64	.09	MD614	6	7/16
1/2	II	1-61/64	—	45/64	35/64	.11	MD616	6	1/2

1/4" Square Drive 6 Point Standard — Metric

Opening	Type	Length	Drive End	Opening End	Minimum Depth	Weight Each (lb)	Part Number	Std. Pkg. Qty.	Opening
		A	B	C	D		Chrome		
4 mm	I	21.1 mm	12.1 mm	7.1 mm	5.3 mm	.05	MM604	6	4 mm
5 mm	I	21.1 mm	12.1 mm	8.6 mm	5.1 mm	.05	MM605	6	5 mm
6 mm	I	21.1 mm	12.1 mm	10.2 mm	6.6 mm	.05	MM606	6	6 mm
7 mm	I	21.1 mm	12.1 mm	11.2 mm	7.6 mm	.05	MM607	6	7 mm
8 mm	II	21.1 mm	—	12.2 mm	8.4 mm	.05	MM608	6	8 mm
9 mm	II	21.1 mm	—	14.2 mm	8.4 mm	.06	MM609	6	9 mm
10 mm	II	21.1 mm	—	14.9 mm	8.4 mm	.06	MM610	6	10 mm
11 mm	II	21.1 mm	—	16.0 mm	8.4 mm	.06	MM611	6	11 mm
12 mm	II	21.1 mm	—	17.0 mm	9.1 mm	.07	MM612	6	12 mm
13 mm	II	21.1 mm	—	17.8 mm	10.2 mm	.08	MM613	6	13 mm

M12K

1/4" DRIVE SOCKET SET

3/16" 6 Pt. Std. Socket	M606	7/16" 6 Pt. Std. Socket	M614
7/32" 6 Pt. Std. Socket	M607	1/2" 6 Pt. Std. Socket	M616
1/4" 6 Pt. Std. Socket	M608	RATCHET	M52
9/32" 6 Pt. Std. Socket	M609	3" EXTENSION BAR	M103
5/16" 6 Pt. Std. Socket	M610	6" SPINNER	M106
11/32" 6 Pt. Std. Socket	M611	Metal Box	91
3/8" 6 Pt. Std. Socket	M612		













M12KM

1/4" DRIVE SOCKET SET

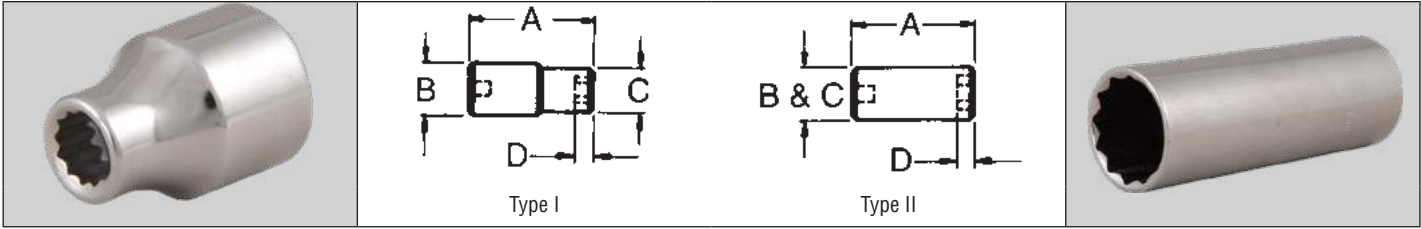
4 mm 6 Pt. Std. Socket	MM604	12 mm 6 Pt. Std. Socket	MM612
5 mm 6 Pt. Std. Socket	MM605	13 mm 6 Pt. Std. Socket	MM613
6 mm 6 Pt. Std. Socket	MM606	RATCHET	M52
7 mm 6 Pt. Std. Socket	MM607	3" EXTENSION BAR	M103
8 mm 6 Pt. Std. Socket	MM608	6" SPINNER	M106
9 mm 6 Pt. Std. Socket	MM609	Metal Box	91
10 mm 6 Pt. Std. Socket	MM610		



Metric

Type	Item	Description	Part Number	Std. Pkg. Qty.
Flexible Handle		Chrome Knurled Grip Length 7-13/16" Weight .59 lb	B40A	6
Reversible Ratchet		Chrome 41 tooth Head dia. 1-1/4" Length 8" Weight .69 lb	B52	6
Reversible Ratchet Repair Kit		Preassembled Ratchet Replacement Head Weight .19 lb	B52RD	1
Flexible Head Ratchet		Flex Head Reversible Ratchet Chrome Length 10-1/2 " .70 lb	B54	6
Flexible Head Ratchet Repair Kit		Preassembled Flexible Ratchet Replacement Head Weight .19 lb	B54RD	1
Extensions		Chrome Length 3" Weight .17 lb	B103	6
		Chrome Length 6" Weight .20 lb	B105	6
		Chrome Length 12" Weight .42 lb	B112	6
Universal Joint		Chrome Weight .13 lb	B140A	6
Adaptor		Chrome 3/8"F to 1/4"M Weight .06 lb	BS129	6
		Chrome 3/8"F to 1/2"M Weight .09 lb	BS130	6
Speeder		Chrome Revolving Grip Length 16" Weight 1.1 lb	B15	6

3/8" Drive Socket Wrenches – Chrome

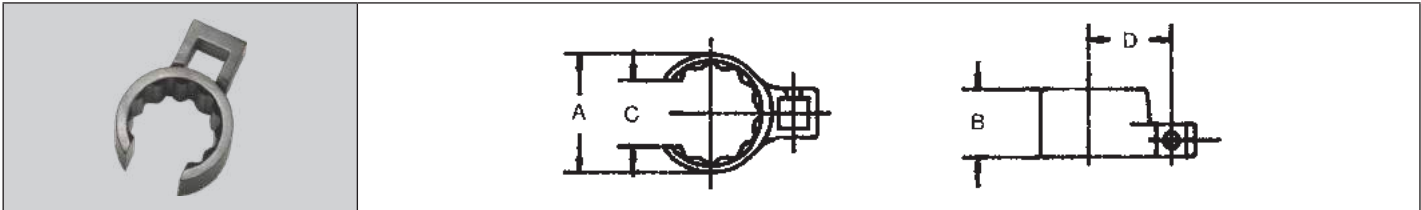


3/8" Square Drive 12 Point Standard

Opening	Type	Length	Drive End	Opening End	Minimum Depth	Weight Each (lb)	Part Number	Std. Pkg. Qty.	Opening
		A	B	C	D		Chrome		
1/4	I	1-1/8	5/8	25/64	1/8	.04	B1208	6	1/4
5/16	I	1-1/8	5/8	15/32	9/64	.05	B1210	6	5/16
3/8	I	1-1/8	5/8	35/64	5/32	.05	B1212	6	3/8
7/16	II	1-1/8	—	5/8	7/32	.05	B1214	6	7/16
1/2	II	1-1/8	—	23/32	17/64	.06	B1216	6	1/2
9/16	II	1-1/8	—	25/32	21/64	.08	B1218	6	9/16
5/8	II	1-1/8	—	7/8	3/8	.10	B1220	6	5/8
11/16	II	1-1/8	—	15/16	3/8	.12	B1222	6	11/16
3/4	II	1-1/8	—	1	7/16	.14	B1224	6	3/4
13/16	II	1-3/16	—	1-1/16	29/64	.15	B1226	6	13/16
7/8	II	1-1/4	—	1-9/64	1/2	.18	B1228	6	7/8
15/16	II	1-9/16	—	1-1/4	35/64	.18	B1230	6	15/16
1	II	1-5/8	—	1-5/16	35/64	.19	B1232	6	1

3/8" Square Drive 12 Point Deep

Opening	Type	Length	Drive End	Opening End	Minimum Depth	Weight Each (lb)	Part Number	Std. Pkg. Qty.	Opening
		A	B	C	D		Chrome		
3/8	I	2-7/32	5/8	35/64	5/32	.10	BD1212	6	3/8
7/16	II	2-7/32	—	5/8	7/32	.10	BD1214	6	7/16
1/2	II	2-7/32	—	23/32	17/64	.15	BD1216	6	1/2
9/16	II	2-7/32	—	25/32	21/64	.19	BD1218	6	9/16
5/8	II	2-7/32	—	7/8	3/8	.23	BD1220	6	5/8
11/16	II	2-1/2	—	59/64	3/8	.28	BD1222	6	11/16
3/4	II	2-1/2	—	63/64	7/16	.26	BD1224	6	3/4
13/16	II	2-25/32	—	1-1/16	29/64	.48	BD1226	6	13/16
7/8	II	2-7/8	—	1-5/32	1/2	.39	BD1228	6	7/8

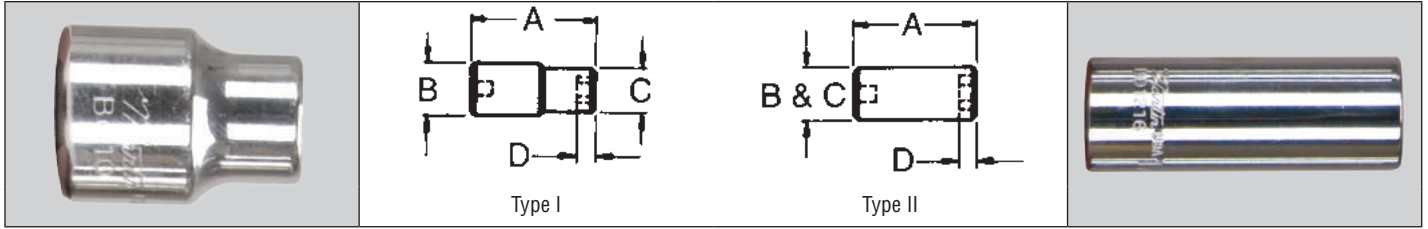


3/8" Drive Crowfoot Wrench — Flare Nut 12 Pt.

Opening	Diameter of Head	Thickness of Head	Width of Slot	Length of Centers	Weight Each (lb)	Part Number		Std. Pkg. Qty.	Opening
	A	B	C	D		Chrome	Industrial Black		
5/8	31/32	11/16	7/16	47/64	.06	BC20	BLKBC20	6	5/8
11/16	1-1/16	11/16	31/64	25/32	.06	BC22	BLKBC22	6	11/16
3/4	1-5/32	23/32	17/32	53/64	.06	BC24	BLKBC24	6	3/4
13/16	1-7/32	23/32	9/16	7/8	.06	BC26	BLKBC26	6	13/16
7/8	1-5/8	3/4	39/64	59/64	.06	BC28	BLKBC28	6	7/8
15/16	1-13/32	3/4	21/32	31/32	.06	BC30	BLKBC30	6	15/16
1	1-31/64	25/32	45/64	1-1/64	.13	BC32	BLKBC32	6	1
1-1/16	1-9/16	25/32	51/64	1-1/16	.13	BC34	BLKBC34	6	1-1/16



3/8" Drive Socket Wrenches – Chrome

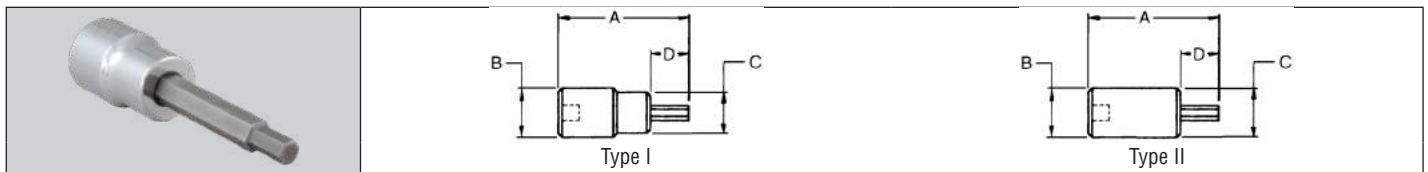


3/8" Square Drive 6 Point Standard

Opening	Type	Length	Drive End	Opening End	Minimum Depth	Weight Each (lb)	Part Number	Std. Pkg. Qty.	Opening
		A	B	C	D		Chrome		
1/4	I	1-1/8	5/8	25/64	1/8	.04	B608	6	1/4
5/16	I	1-1/8	5/8	15/32	9/64	.04	B610	6	5/16
3/8	I	1-1/8	5/8	35/64	5/32	.05	B612	6	3/8
7/16	II	1-1/8	—	5/8	7/32	.05	B614	6	7/16
1/2	II	1-1/8	—	23/32	17/64	.07	B616	6	1/2
9/16	II	1-1/8	—	25/32	21/64	.08	B618	6	9/16
5/8	II	1-1/8	—	7/8	3/8	.10	B620	6	5/8
11/16	II	1-1/8	—	15/16	3/8	.13	B622	6	11/16
3/4	II	1-1/8	—	1	7/16	.14	B624	6	3/4
13/16	II	1-3/16	—	1-1/16	29/64	.17	B626	6	13/16
7/8	II	1-1/4	—	1-9/64	1/2	.19	B628	6	7/8
15/16	II	1-9/16	—	1-1/4	35/64	.29	B630	6	15/16
1	II	1-5/8	—	1-5/16	35/64	.33	B632	6	1

3/8" Square Drive 6 Point Deep

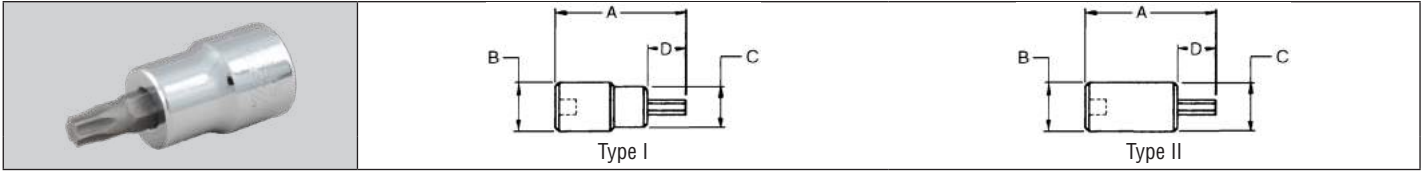
Opening	Type	Length	Drive End	Opening End	Minimum Depth	Weight Each (lb)	Part Number	Std. Pkg. Qty.	Opening
		A	B	C	D		Chrome		
1/4	I	2-7/32	5/8	3/8	5/32	.10	BD608	6	1/4
5/16	I	2-7/32	5/8	7/16	5/32	.11	BD610	6	5/16
3/8	I	2-7/32	5/8	35/64	5/32	.12	BD612	6	3/8
7/16	II	2-7/32	—	5/8	7/32	.12	BD614	6	7/16
1/2	II	2-7/32	—	23/32	17/64	.16	BD616	6	1/2
9/16	I	2-1/4	55/64	13/16	11/32	.25	BD618	6	9/16
5/8	I	2-1/4	59/64	57/64	3/8	.30	BD620	6	5/8
11/16	II	2-5/16	—	61/64	3/8	.32	BD622	6	11/16
3/4	II	2-5/16	—	1-3/64	7/16	.37	BD624	6	3/4
13/16	II	2-25/32	—	1-1/16	29/64	.32	BD626	6	13/16
7/8	II	2-7/8	—	1-5/32	1/2	.39	BD628	6	7/8
15/16	II	3-3/64	—	1-1/4	35/64	.41	BD630	6	15/16
1	II	3-3/64	—	1-5/16	35/64	.41	BD632	6	1



3/8" Drive Hex Bit Sockets

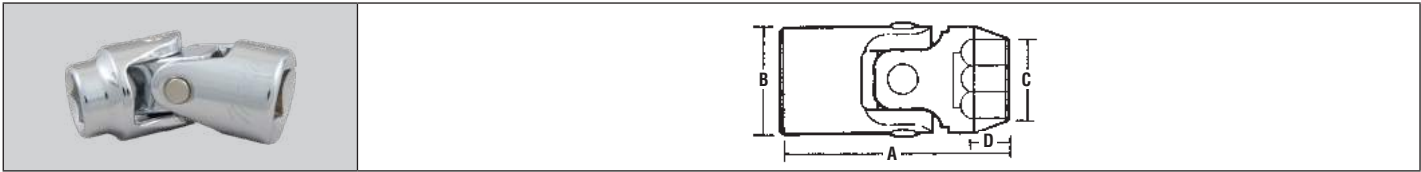
Bit Size	Type	Length	Drive End	Bit End	Bit Length	Weight Each (lb)	Part Number	Replacement Hex Bit	Std. Pkg. Qty.	Bit Size
		A	B	C	D		Chrome	Hex Bit		
1/8	I	2-21/32	11/16	19/32	1-19/32	.06	BA4	BA4B	6	1/8
5/32	I	2-21/32	11/16	19/32	1-19/32	.06	BA5	BA5B	6	5/32
3/16	I	2-21/32	11/16	19/32	1-19/32	.06	BA6	BA6B	6	3/16
7/32	I	2-21/32	11/16	19/32	1-19/32	.07	BA7	BA7B	6	7/32
1/4	I	2-21/32	11/16	19/32	1-19/32	.08	BA8	BA8B	6	1/4
5/16	I	2-7/8	11/16	19/32	1-13/16	.10	BA10	BA10B	6	5/16
3/8	II	2-15/16	3/4	3/4	1-3/4	.13	BA12	BA12B	6	3/8

3/8" Drive Socket Wrenches – Chrome



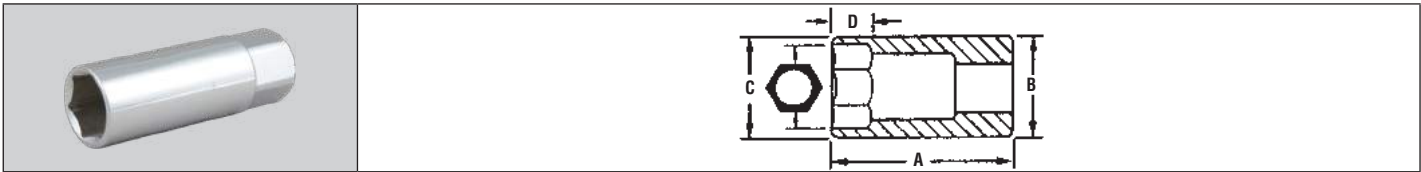
3/8" Drive Torx Bit Sockets

Bit Size	Type	Length	Drive End	Bit End	Bit Length	Weight Each (lb)	Part Number	Replacement Hex Bit	Std. Pkg. Qty.	Bit Size
		A	B	C	D		Chrome			
T10	I	1-21/32	11/16	19/32	19/32	0.05	BAT10	BAT10B	6	T10
T15	I	1-21/32	11/16	19/32	19/32	0.1	BAT15	BAT15B	6	T15
T20	I	1-21/32	11/16	19/32	19/32	0.1	BAT20	BAT20B	6	T20
T25	I	1-21/32	11/16	19/32	19/32	0.1	BAT25	BAT25B	6	T25
T27	I	1-21/32	11/16	19/32	19/32	0.1	BAT27	BAT27B	6	T27
T30	I	1-21/32	11/16	19/32	19/32	0.1	BAT30	BAT30B	6	T30
T40	I	1-53/64	11/16	19/32	49/64	0.1	BAT40	BAT40B	6	T40
T45	I	1-53/64	11/16	19/32	49/64	0.1	BAT45	BAT45B	6	T45
T50	I	1-53/64	11/16	19/32	49/64	0.1	BAT50	BAT50B	6	T50
T55	II	2-1/16	3/4	3/4	57/64	0.15	BAT55	BAT55B	6	T55



3/8" Square Drive 6 Point Flex Socket

Opening	Length	Drive End	Opening End	Minimum Depth	Weight Each (lb)	Part Number	Std. Pkg. Qty.	Opening
	A	B	C	D		Chrome		
3/8	1-49/64	3/4	37/64	15/64	.09	BU612	6	3/8
7/16	1-55/64	3/4	43/64	5/16	.09	BU614	6	7/16
1/2	1-57/64	3/4	3/4	23/64	.13	BU616	6	1/2
9/16	1-57/64	3/4	13/16	25/64	.13	BU618	6	9/16
5/8	1-15/64	3/4	7/8	7/16	.14	BU620	6	5/8
11/16	1-31/32	3/4	31/32	15/32	.18	BU622	6	11/16
3/4	2-1/8	3/4	13/64	33/64	.19	BU624	6	3/4



3/8" Square Drive Spark Plug Sockets — Chrome

Opening	Length	Drive End	Opening End	Minimum Depth	Weight Each (lb)	Part Number	Std. Pkg. Qty.	Opening
	A	B	C	D		Chrome		
5/8	2-1/2	3/4	55/64	51/64	.28	BD620P	6	5/8
13/16	2-3/4	7/8	1-5/64	51/64	.35	BD626P	6	13/16



3/8 " Drive Sockets & Sets – Chrome

B7K

3/8" SQUARE DRIVE 6 POINT FLEX SOCKET SET

3/8" 6 Pt. Flex Socket	BU612	5/8" 6 Pt. Flex Socket	BU620
7/16" 6 Pt. Flex Socket	BU614	11/16" 6 Pt. Flex Socket	BU622
1/2" 6 Pt. Flex Socket	BU616	3/4" 6 Pt. Flex Socket	BU624
9/16" 6 Pt. Flex Socket	BU618	Twist lock Clip Rail	213R



BA7K

3/8" DRIVE HEX BIT SOCKET SET

1/8" Hex Bit Socket 3/8" DR	BA4	1/4" Hex Bit Socket 3/8" DR	BA8
5/32" Hex Bit Socket 3/8" DR	BA5	5/16" Hex Bit Socket 3/8" DR	BA10
3/16" Hex Bit Socket 3/8" DR	BA6	3/8" Hex Bit Socket 3/8" DR	BA12
7/32" Hex Bit Socket 3/8" DR	BA7	Twist lock Clip Rail	208R



BC8K

3/8" DRIVE FLARE NUT 12 POINT CROWFOOT WRENCH SET

5/8" 12 Pt. Crowfoot	BC20	15/16" 12 Pt. Crowfoot	BC30
11/16" 12 Pt. Crowfoot	BC22	1" 12 Pt. Crowfoot	BC32
3/4" 12 Pt. Crowfoot	BC24	1-1/16" 12 Pt. Crowfoot	BC34
13/16" 12 Pt. Crowfoot	BC26	Twist lock Clip Rail	208R
7/8" 12 Pt. Crowfoot	BC28		



B9K

3/8" SQUARE DRIVE 12 POINT DEEP SET

3/8" 12 Pt. Deep Socket	BD1212	11/16" 12 Pt. Deep Socket	BD1222
7/16" 12 Pt. Deep Socket	BD1214	3/4" 12 Pt. Deep Socket	BD1224
1/2" 12 Pt. Deep Socket	BD1216	13/16" 12 Pt. Deep Socket	BD1226
9/16" 12 Pt. Deep Socket	BD1218	7/8" 12 Pt. Deep Socket	BD1228
5/8" 12 Pt. Deep Socket	BD1220	Twist lock Clip Rail	213R



BC10K

3/8" DRIVE HEX BIT SOCKETS SET

1/8" Hex Bit Socket 3/8" Dr.	BA4	3/8" Hex Bit Socket 3/8" Dr.	BA12
5/32" Hex Bit Socket 3/8" Dr.	BA5	1/2" Hex Bit Socket 1/2" Dr.	BA16
3/16" Hex Bit Socket 3/8" Dr.	BA6	9/16" Hex Bit Socket 1/2" Dr.	BA18
7/32" Hex Bit Socket 3/8" Dr.	BA7	5/8" Hex Bit Socket 1/2" Dr.	BA20
1/4" Hex Bit Socket 3/8" Dr.	BA8	Twist lock Clip Rail	213R
5/16" Hex Bit Socket 3/8" Dr.	BA10		



3/8 " Drive Sockets & Sets – Chrome



BAT6K			
3/8" Drive Torx Bit Socket Set			
T15 Torx®	BAT15	T30 Torx®	BAT30
T20 Torx®	BAT20	T40 Torx®	BAT40
T25 Torx®	BAT25	Twist Lock Clip Rail	208R
T27 Torx®	BAT27		



BAT8K			
3/8" Drive Torx Bit Socket Set			
T15 Torx®	BAT15	T40 Torx®	BAT40
T20 Torx®	BAT20	T45 Torx®	BAT45
T25 Torx®	BAT25	T50 Torx®	BAT50
T27 Torx®	BAT27	Twist Lock Clip Rail	208R
T30 Torx®	BAT30		



BAT10K			
3/8" Drive Torx Bit Socket Set			
T10 Torx®	BAT10	T40 Torx®	BAT40
T15 Torx®	BAT15	T45 Torx®	BAT45
T20 Torx®	BAT20	T50 Torx®	BAT50
T25 Torx®	BAT25	T55 Torx®	BAT55
T27 Torx®	BAT27	Twist Lock Clip Rail	208R
T30 Torx®	BAT30		





3/8" Drive Sockets & Sets – Chrome

BD9K

3/8" Square Drive 6 Point Deep Socket Set

3/8" 6 Pt. Deep Socket	BD612	11/16" 6 Pt. Deep Socket	BD622
7/16" 6 Pt. Deep Socket	BD614	3/4" 6 Pt. Deep Socket	BD624
1/2" 6 Pt. Deep Socket	BD616	13/16" 6 Pt. Deep Socket	BD626
9/16" 6 Pt. Deep Socket	BD618	7/8" 6 Pt. Deep Socket	BD628
5/8" 6 Pt. Deep Socket	BD620	Twist lock Clip Rail	213R



B10K

3/8" Square Drive 12 Point Standard Socket Set

5/16" 12 Pt. Std. Socket	B1210	11/16" 12 Pt. Std. Socket	B1222
3/8" 12 Pt. Std. Socket	B1212	3/4" 12 Pt. Std. Socket	B1224
7/16" 12 Pt. Std. Socket	B1214	13/16" 12 Pt. Std. Socket	B1226
1/2" 12 Pt. Std. Socket	B1216	7/8" 12 Pt. Std. Socket	B1228
9/16" 12 Pt. Std. Socket	B1218	Twist lock Clip Rail	213R
5/8" 12 Pt. Std. Socket	B1220		



BD10K

3/8" Square Drive 12 Point Standard Socket Set

5/16" 6 Pt. Std. Socket	B610	11/16" 6 Pt. Std. Socket	B622
3/8" 6 Pt. Std. Socket	B612	3/4" 6 Pt. Std. Socket	B624
7/16" 6 Pt. Std. Socket	B614	13/16" 6 Pt. Std. Socket	B626
1/2" 6 Pt. Std. Socket	B616	7/8" 6 Pt. Std. Socket	B628
9/16" 6 Pt. Std. Socket	B618	Twist lock Clip Rail	213R
5/8" 6 Pt. Std. Socket	B620		



B11K

3/8" Square Drive 6 Point Standard Socket Set

1/4" 6 Pt. Std. Socket	B608	5/8" 6 Pt. Std. Socket	B620
5/16" 6 Pt. Std. Socket	B610	11/16" 6 Pt. Std. Socket	B622
3/8" 6 Pt. Std. Socket	B612	3/4" 6 Pt. Std. Socket	B624
7/16" 6 Pt. Std. Socket	B614	13/16" 6 Pt. Std. Socket	B626
1/2" 6 Pt. Std. Socket	B616	7/8" 6 Pt. Std. Socket	B628
9/16" 6 Pt. Std. Socket	B618	Twist lock Clip Rail	213R



3/8" Drive Sockets & Sets – Chrome



B11KM			
3/8" Drive Socket Set			
3/8" 6 Pt. Std. Socket	B612	3/4" 12 Pt. Std. Socket	B1224
7/16" 6 Pt. Std. Socket	B614	13/16" 12 Pt. Std. Socket	B1226
1/2" 6 Pt. Std. Socket	B616	7/8" 12 Pt. Std. Socket	B1228
9/16" 6 Pt. Std. Socket	B618	Ratchet	B52
5/8" 12 Pt. Std. Socket	B1220	6" Extension	B105
11/16" 12 Pt. Std. Socket	B1222	Metal Box	93



B11RK			
3/8" Drive Socket Set			
5/16" 6 Pt. Std. Socket	B610	11/16" 6 Pt. Std. Socket	B622
3/8" 6 Pt. Std. Socket	B612	3/4" 6 Pt. Std. Socket	B624
7/16" 6 Pt. Std. Socket	B614	Reversible Ratchet	B52
1/2" 6 Pt. Std. Socket	B616	3" Extension	B103
9/16" 6 Pt. Std. Socket	B618	5/8" Spark Plug Socket	BD620P
5/8" 6 Pt. Std. Socket	B620	Metal Box	93



B12K			
3/8" Drive Socket Set			
3/8" 12 Pt. Std. Socket	B1212	13/16" 12 Pt. Std. Socket	B1226
7/16" 12 Pt. Std. Socket	B1214	7/8" 12 Pt. Std. Socket	B1228
1/2" 12 Pt. Std. Socket	B1216	Reversible Ratchet	B52
9/16" 12 Pt. Std. Socket	B1218	3" Extension	B103
5/8" 12 Pt. Std. Socket	B1220	6" Extension	B105
11/16" 12 Pt. Std. Socket	B1222	Metal Box	93
3/4" 12 Pt. Std. Socket	B1224		



BD12K

3/8" Drive Socket Set

3/8" 6 Pt. Std. Socket	B612	13/16" 6 Pt. Std. Socket	B626
7/16" 6 Pt. Std. Socket	B614	7/8" 6 Pt. Std. Socket	B628
1/2" 6 Pt. Std. Socket	B616	Reversible Ratchet	B52
9/16" 6 Pt. Std. Socket	B618	3" Extension	B103
5/8" 6 Pt. Std. Socket	B620	6" Extension	B105
11/16" 6 Pt. Std. Socket	B622	Metal Box	93
3/4" 6 Pt. Std. Socket	B624		



B19K

3/8" Drive Socket Set

3/8" 6 Pt. Std. Socket	B612	7/16" 6 Pt. Deep Socket	BD614
7/16" 6 Pt. Std. Socket	B614	1/2" 6 Pt. Deep Socket	BD616
1/2" 6 Pt. Std. Socket	B616	9/16" 6 Pt. Deep Socket	BD618
9/16" 6 Pt. Std. Socket	B618	11/16" 6 Pt. Deep Socket	BD622
5/8" 6 Pt. Std. Socket	B620	3/4" 6 Pt. Deep Socket	BD624
11/16" 6 Pt. Std. Socket	B622	Reversible Ratchet	B52
3/4" 6 Pt. Std. Socket	B624	3" Extension	B103
13/16" 6 Pt. Std. Socket	B626	6" Extension	B105
7/8" 6 Pt. Std. Socket	B628	5/8" Spark Plug Socket	BD620P
3/8" 6 Pt. Deep Socket	BD612	Metal Box	94



B20K

3/8" Drive Socket Set

3/8" 6 Pt. Std. Socket	B612	1/2" 6 Pt. Deep Socket	BD616
7/16" 6 Pt. Std. Socket	B614	9/16" 6 Pt. Deep Socket	BD618
1/2" 6 Pt. Std. Socket	B616	5/8" 6 Pt. Deep Socket	BD620
9/16" 6 Pt. Std. Socket	B618	11/16" 6 Pt. Deep Socket	BD622
5/8" 12 Pt. Std. Socket	B1220	3/4" 6 Pt. Deep Socket	BD624
11/16" 12 Pt. Std. Socket	B1222	13/16" 6 Pt. Deep Socket	BD626
3/4" 12 Pt. Std. Socket	B1224	Ratchet	B52
13/16" 12 Pt. Std. Socket	B1226	6" Extension	B105
7/8" 12 Pt. Std. Socket	B1228	Flex Handle	B40A
3/8" 6 Pt. Deep Socket	BD612	Metal Box	94
7/16" 6 Pt. Deep Socket	BD614		



3/8" Drive Sockets & Sets – Chrome



B22K			
3/8" Drive Socket Set			
3/8" 12 Pt. Std. Socket	B1212	9/16" 12 Pt. Deep Socket	BD1218
7/16" 12 Pt. Std. Socket	B1214	5/8" 12 Pt. Deep Socket	BD1220
1/2" 12 Pt. Std. Socket	B1216	11/16" 12 Pt. Deep Socket	BD1222
9/16" 12 Pt. Std. Socket	B1218	3/4" 12 Pt. Deep Socket	BD1224
5/8" 12 Pt. Std. Socket	B1220	13/16" 12 Pt. Deep Socket	BD1226
11/16" 12 Pt. Std. Socket	B1222	7/8" 12 Pt. Deep Socket	BD1228
3/4" 12 Pt. Std. Socket	B1224	Reversible Ratchet	B52
13/16" 12 Pt. Std. Socket	B1226	3" Extension	B103
7/8" 12 Pt. Std. Socket	B1228	6" Extension	B105
3/8" 12 Pt. Deep Socket	BD1212	Universal Joint	B140A
7/16" 12 Pt. Deep Socket	BD1214	Metal Box	94
1/2" 12 Pt. Deep Socket	BD1216		



BD22K			
3/8" Drive Socket Set			
3/8" 6 Pt. Std. Socket	B612	9/16" 6 Pt. Deep Socket	BD618
7/16" 6 Pt. Std. Socket	B614	5/8" 6 Pt. Deep Socket	BD620
1/2" 6 Pt. Std. Socket	B616	11/16" 6 Pt. Deep Socket	BD622
9/16" 6 Pt. Std. Socket	B618	3/4" 6 Pt. Deep Socket	BD624
5/8" 6 Pt. Std. Socket	B620	13/16" 6 Pt. Deep Socket	BD626
11/16" 6 Pt. Std. Socket	B622	7/8" 6 Pt. Deep Socket	BD628
3/4" 6 Pt. Std. Socket	B624	Reversible Ratchet	B52
13/16" 6 Pt. Std. Socket	B626	3" Extension	B103
7/8" 6 Pt. Std. Socket	B628	6" Extension	B105
3/8" 6 Pt. Deep Socket	BD612	Universal Joint	B140A
7/16" 6 Pt. Deep Socket	BD614	Metal Box	94
1/2" 6 Pt. Deep Socket	BD616		

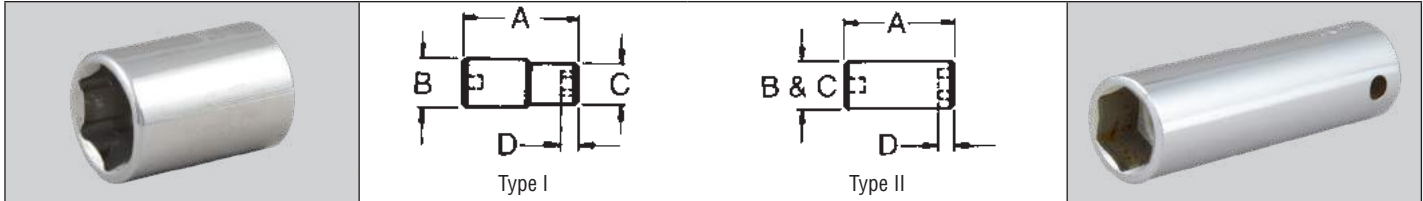


B26K			
3/8" Drive Socket Set			
1/4" 6 Pt. Std. Socket	B608	7/16" 6 Pt. Deep Socket	BD614
5/16" 6 Pt. Std. Socket	B610	1/2" 6 Pt. Deep Socket	BD616
3/8" 6 Pt. Std. Socket	B612	9/16" 6 Pt. Deep Socket	BD618
7/16" 6 Pt. Std. Socket	B614	5/8" 6 Pt. Deep Socket	BD620
1/2" 6 Pt. Std. Socket	B616	11/16" 6 Pt. Deep Socket	BD622
9/16" 6 Pt. Std. Socket	B618	3/4" 6 Pt. Deep Socket	BD624
5/8" 12 Pt. Std. Socket	B1220	13/16" 6 Pt. Deep Socket	BD626
11/16" 12 Pt. Std. Socket	B1222	Ratchet	B52
3/4" 12 Pt. Std. Socket	B1224	3" Extension	B103
13/16" 12 Pt. Std. Socket	B1226	6" Extension	B105
7/8" 12 Pt. Std. Socket	B1228	Flex Handle	B40A
15/16" 12 Pt. Std. Socket	B1230	Universal Joint	B140A
1" 12 Pt. Std. Socket	B1232	Metal Box	94
3/8" 6 Pt. Deep Socket	BD612		





3/8 " Drive Metric Socket Wrenches – Chrome



3/8" Square Drive 12 Point Standard — Metric

Opening	Type	Length	Drive End	Opening End	Minimum Depth	Weight Each (lb)	Part Number	Std. Pkg. Qty.	Opening
		A	B	C	D		Chrome		
8 mm	I	25.7 mm	17.3 mm	12.2 mm	6.6 mm	.06	BM1208	6	8 mm
9 mm	I	25.4 mm	17.3 mm	14.2 mm	6.9 mm	.06	BM1209	6	9 mm
10 mm	I	25.4 mm	17.3 mm	14.9 mm	7.9 mm	.06	BM1210	6	10 mm
11 mm	I	25.4 mm	17.3 mm	16.5 mm	8.1 mm	.06	BM1211	6	11 mm
12 mm	II	25.4 mm	17.8 mm	17.8 mm	7.9 mm	.06	BM1212	6	12 mm
13 mm	II	25.7 mm	18.8 mm	18.8 mm	7.9 mm	.06	BM1213	6	13 mm
14 mm	II	25.7 mm	20.6 mm	20.6 mm	12.4 mm	.06	BM1214	6	14 mm
15 mm	II	25.7 mm	21.6 mm	21.6 mm	12.4 mm	.13	BM1215	6	15 mm
16 mm	II	28.7 mm	22.1 mm	22.1 mm	14.2 mm	.13	BM1216	6	16 mm
17 mm	II	30.0 mm	24.4 mm	24.4 mm	14.2 mm	.19	BM1217	6	17 mm
18 mm	II	30.0 mm	24.4 mm	24.4 mm	15.7 mm	.19	BM1218	6	18 mm
19 mm	II	30.0 mm	26.2 mm	26.2 mm	17.3 mm	.19	BM1219	6	19 mm

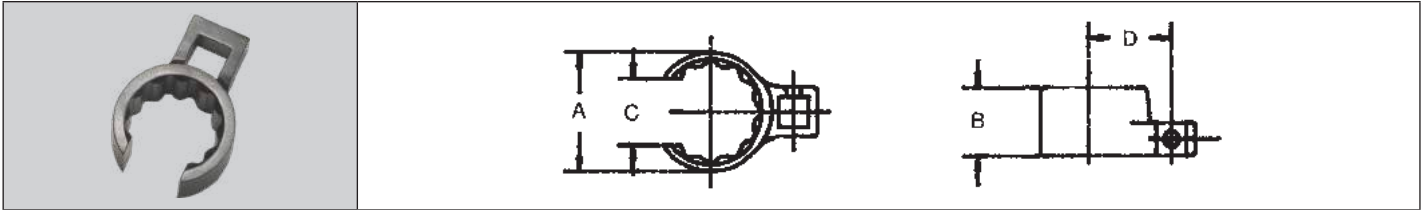
3/8" Square Drive 6 Point Standard — Metric

Opening	Type	Length	Drive End	Opening End	Minimum Depth	Weight Each (lb)	Part Number	Std. Pkg. Qty.	Opening
		A	B	C	D		Chrome		
6 mm	I	28.5 mm	16.0 mm	10.0 mm	4.0 mm	.04	BM606	6	6 mm
7 mm	I	28.5 mm	16.0 mm	11.0 mm	4.0 mm	.04	BM607	6	7 mm
8 mm	I	28.5 mm	16.0 mm	12.0 mm	5.0 mm	.05	BM608	6	8 mm
9 mm	I	28.5 mm	16.0 mm	13.0 mm	5.5 mm	.05	BM609	6	9 mm
10 mm	I	28.5 mm	16.0 mm	14.5 mm	6.0 mm	.05	BM610	6	10 mm
11 mm	II	28.5 mm	—	16.0 mm	7.0 mm	.05	BM611	6	11 mm
12 mm	II	28.5 mm	—	17.5 mm	8.0 mm	.06	BM612	6	12 mm
13 mm	II	28.5 mm	—	18.5 mm	8.0 mm	.08	BM613	6	13 mm
14 mm	II	28.5 mm	—	19.5 mm	10.0 mm	.08	BM614	6	14 mm
15 mm	II	28.5 mm	—	21.5 mm	10.0 mm	.10	BM615	6	15 mm
16 mm	II	28.5 mm	—	22.0 mm	10.5 mm	.10	BM616	6	16 mm
17 mm	II	28.5 mm	—	23.5 mm	10.0 mm	.13	BM617	6	17 mm
18 mm	II	28.5 mm	—	24.5 mm	10.5 mm	.13	BM618	6	18 mm
19 mm	II	28.5 mm	—	25.5 mm	12.0 mm	.15	BM619	6	19 mm

3/8" Square Drive 6 Point Deep — Metric

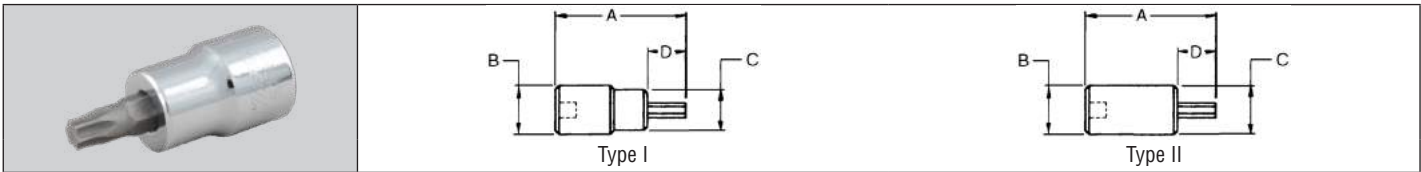
Opening	Type	Length	Drive End	Opening End	Minimum Depth	Weight Each (lb)	Part Number	Std. Pkg. Qty.	Opening
		A	B	C	D		Chrome		
6 mm	I	56.5 mm	16.0 mm	10.0 mm	4.0 mm	.10	BMD606	6	6 mm
7 mm	I	56.5 mm	16.0 mm	10.0 mm	4.0 mm	.10	BMD607	6	7 mm
8 mm	I	56.5 mm	16.0 mm	11.5 mm	5.0 mm	.12	BMD608	6	8 mm
9 mm	I	56.5 mm	16.0 mm	12.5 mm	6.0 mm	.10	BMD609	6	9 mm
10 mm	I	56.5 mm	16.0 mm	14.5 mm	6.0 mm	.12	BMD610	6	10 mm
11 mm	II	56.5 mm	—	16.0 mm	7.0 mm	.12	BMD611	6	11 mm
12 mm	II	56.5 mm	—	17.0 mm	8.0 mm	.13	BMD612	6	12 mm
13 mm	II	56.5 mm	—	18.5 mm	8.0 mm	.17	BMD613	6	13 mm
14 mm	II	56.5 mm	—	19.5 mm	10.0 mm	.21	BMD614	6	14 mm
15 mm	II	56.5 mm	—	21.5 mm	10.0 mm	.23	BMD615	6	15 mm
16 mm	II	56.5 mm	—	22.0 mm	10.0 mm	.23	BMD616	6	16 mm
17 mm	II	63.5 mm	—	23.5 mm	10.0 mm	.31	BMD617	6	17 mm
18 mm	II	63.5 mm	—	24.5 mm	10.5 mm	.23	BMD618	6	18 mm
19 mm	II	63.5 mm	—	25.0 mm	11.0 mm	.25	BMD619	6	19 mm

3/8" Drive Sockets & Sets – Chrome



3/8" Drive Metric Crowfoot Wrench — Flare Nut 12 Pt.

Opening	Diameter of Head	Thickness of Head	Width of Slot	Length of Centers	Weight Each (lb)	Part Number	Std. Pkg. Qty.	Opening
	A	B	C	D		Chrome		
15 mm	24.9 mm	18.3 mm	16.5 mm	18.8 mm	0.10	BC15MM	6	15 mm
16 mm	24.9 mm	18.3 mm	16.5 mm	18.8 mm	0.10	BC16MM	6	16 mm
17 mm	27.2 mm	18.3 mm	16.5 mm	20.1 mm	0.11	BC17MM	6	17 mm
18 mm	29.7 mm	19.1 mm	16.5 mm	21.3 mm	0.12	BC18MM	6	18 mm
19 mm	29.7 mm	19.1 mm	16.5 mm	21.3 mm	0.12	BC19MM	6	19 mm
20 mm	31.8 mm	19.1 mm	16.5 mm	22.4 mm	0.13	BC20MM	6	20 mm
21 mm	31.8 mm	19.1 mm	16.5 mm	22.4 mm	0.13	BC21MM	6	21 mm
22 mm	34.0 mm	19.8 mm	16.5 mm	23.9 mm	0.14	BC22MM	6	22 mm
23 mm	36.1 mm	19.8 mm	16.5 mm	24.9 mm	0.15	BC23MM	6	23 mm
24 mm	36.1 mm	19.8 mm	16.5 mm	24.9 mm	0.15	BC24MM	6	24 mm
25 mm	38.1 mm	20.6 mm	16.5 mm	25.9 mm	0.16	BC25MM	6	25 mm
26 mm	38.1 mm	20.6 mm	16.5 mm	25.9 mm	0.16	BC26MM	6	26 mm
27 mm	39.9 mm	20.6 mm	16.5 mm	27.2 mm	0.17	BC27MM	6	27 mm



3/8" Drive Metric Hex Bit Sockets

Bit Size	Type	Length	Drive End	Bit End	Bit Length	Weight Each (lb)	Part Number	Replacement Hex Bit	Std. Pkg. Qty.	Bit Size
		A	B	C	D		Chrome			
4 mm	I	68 mm	17.5 mm	15.0 mm	41.0 mm	0.1	BA4MM	BA4MMB	6	4 mm
5 mm	I	68 mm	17.5 mm	15.0 mm	41.0 mm	0.1	BA5MM	BA5MMB	6	5 mm
6 mm	I	68 mm	17.5 mm	15.0 mm	41.0 mm	0.1	BA6MM	BA6MMB	6	6 mm
7 mm	I	72.5 mm	17.5 mm	15.0 mm	45.3 mm	0.1	BA7MM	BA7MMB	6	7 mm
8 mm	I	72.5 mm	17.5 mm	15.0 mm	45.3 mm	0.1	BA8MM	BA8MMB	6	8 mm
9 mm	II	72.5 mm	19 mm	19.0 mm	42.4 mm	0.15	BA9MM	BA9MMB	6	9 mm
10 mm	II	72.5 mm	19 mm	19.0 mm	42.4 mm	0.15	BA10MM	BA10MMB	6	10 mm



3/8 " Drive Metric Socket Sets – Chrome

MB11K

METRIC

3/8" Drive Metric Socket Set

10 mm 6 Pt. Std. Socket	BM610	18 mm 6 Pt. Std. Socket	BM618
12 mm 6 Pt. Std. Socket	BM612	19 mm 6 Pt. Std. Socket	BM619
13 mm 6 Pt. Std. Socket	BM613	Reversible Ratchet	B52
14 mm 6 Pt. Std. Socket	BM614	3" Extension	B103
15 mm 6 Pt. Std. Socket	BM615	Spark Plug Socket	BD620P
17 mm 6 Pt. Std. Socket	BM617	Metal Box	92



MB12K

METRIC

3/8" Drive Metric 12 Point Standard Socket Set

8 mm 12 Pt. Std. Socket	BM1208	15 mm 12 Pt. Std. Socket	BM1215
9 mm 12 Pt. Std. Socket	BM1209	16 mm 12 Pt. Std. Socket	BM1216
10 mm 12 Pt. Std. Socket	BM1210	17 mm 12 Pt. Std. Socket	BM1217
11 mm 12 Pt. Std. Socket	BM1211	18 mm 12 Pt. Std. Socket	BM1218
12 mm 12 Pt. Std. Socket	BM1212	19 mm 12 Pt. Std. Socket	BM1219
13 mm 12 Pt. Std. Socket	BM1213	Twist Lock Clip Rail	213B
14 mm 12 Pt. Std. Socket	BM1214		



MB14K

METRIC

3/8" Drive Metric 6 Point Standard Socket Set

6 mm 6 Pt. Std. Socket	BM606	14 mm 6 Pt. Std. Socket	BM614
7 mm 6 Pt. Std. Socket	BM607	15 mm 6 Pt. Std. Socket	BM615
8 mm 6 Pt. Std. Socket	BM608	16 mm 6 Pt. Std. Socket	BM616
9 mm 6 Pt. Std. Socket	BM609	17 mm 6 Pt. Std. Socket	BM617
10 mm 6 Pt. Std. Socket	BM610	18 mm 6 Pt. Std. Socket	BM618
11 mm 6 Pt. Std. Socket	BM611	19 mm 6 Pt. Std. Socket	BM619
12 mm 6 Pt. Std. Socket	BM612	Twist Lock Clip Rail	218B
13 mm 6 Pt. Std. Socket	BM613		



BA7KM

METRIC

3/8" Drive Metric Hex Bit Socket Set

4 mm Hex Bit Socket	BA4MM	8 mm Hex Bit Socket	BA8MM
5 mm Hex Bit Socket	BA5MM	9 mm Hex Bit Socket	BA9MM
6 mm Hex Bit Socket	BA6MM	10 mm Hex Bit Socket	BA10MM
7 mm Hex Bit Socket	BA7MM	Twist Lock Clip Rail	208B



BC13KM

METRIC

3/8" Drive Metric 12 Point Crowfoot Set

15 mm 12 Pt. Crowfoot	BC15MM	22 mm 12 Pt. Crowfoot	BC22MM
16 mm 12 Pt. Crowfoot	BC16MM	23 mm 12 Pt. Crowfoot	BC23MM
17 mm 12 Pt. Crowfoot	BC17MM	24 mm 12 Pt. Crowfoot	BC24MM
18 mm 12 Pt. Crowfoot	BC18MM	25 mm 12 Pt. Crowfoot	BC25MM
19 mm 12 Pt. Crowfoot	BC19MM	26 mm 12 Pt. Crowfoot	BC26MM
20 mm 12 Pt. Crowfoot	BC20MM	27 mm 12 Pt. Crowfoot	BC27MM
21 mm 12 Pt. Crowfoot	BC21MM	Twist Lock Clip Rail	208B



3/8" Drive Metric Sockets & Sets – Chrome



MB17K

METRIC

3/8" Drive Metric 6 Point Standard Socket Set

8 mm 12 Pt. Std. Socket	BM1208	17 mm 12 Pt. Std. Socket	BM1217
9 mm 12 Pt. Std. Socket	BM1209	18 mm 12 Pt. Std. Socket	BM1218
10 mm 12 Pt. Std. Socket	BM1210	19 mm 12 Pt. Std. Socket	BM1219
11 mm 12 Pt. Std. Socket	BM1211	7-13/16" Flexible Handle	B40A
12 mm 12 Pt. Std. Socket	BM1212	Reversible Ratchet	B52
13 mm 12 Pt. Std. Socket	BM1213	3" Extension	B103
14 mm 12 Pt. Std. Socket	BM1214	6" Extension	B105
15 mm 12 Pt. Std. Socket	BM1215	Universal Joint	B140A
16 mm 12 Pt. Std. Socket	BM1216	Metal Box	94



MB19K

METRIC

3/8" Drive Metric 6 Point Standard Socket Set

10 mm 6 Pt. Std. Socket	BM610	13 mm 6 Pt. Deep Socket	BMD613
12 mm 6 Pt. Std. Socket	BM612	14 mm 6 Pt. Deep Socket	BMD614
13 mm 6 Pt. Std. Socket	BM613	15 mm 6 Pt. Deep Socket	BMD615
14 mm 6 Pt. Std. Socket	BM614	17 mm 6 Pt. Deep Socket	BMD617
15 mm 6 Pt. Std. Socket	BM615	19 mm 6 Pt. Deep Socket	BMD619
17 mm 6 Pt. Std. Socket	BM617	Reversible Ratchet	B52
18 mm 6 Pt. Std. Socket	BM618	3" Extension	B103
19 mm 6 Pt. Std. Socket	BM619	6" Extension	B105
10 mm 6 Pt. Deep Socket	BMD610	Spark Plug Socket	BD620P
12 mm 6 Pt. Deep Socket	BMD612	Metal Box	94



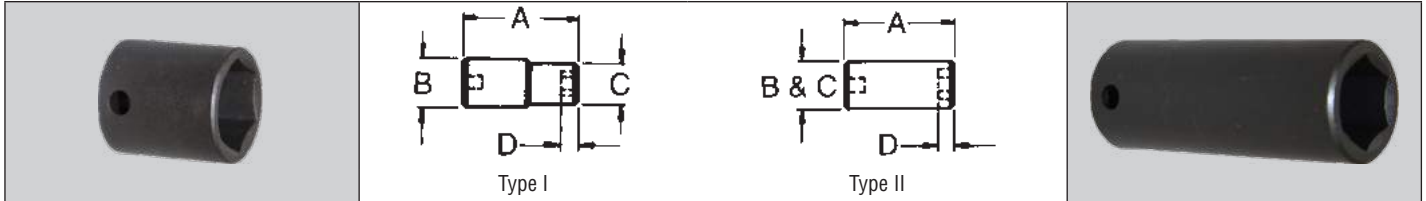
MB26K

METRIC

3/8" Drive Metric 6 Point Standard Socket Set

7 mm 6 Pt. Std. Socket	BM607	11 mm 6 Pt. Deep Socket	BMD611
8 mm 6 Pt. Std. Socket	BM608	12 mm 6 Pt. Deep Socket	BMD612
9 mm 6 Pt. Std. Socket	BM609	13 mm 6 Pt. Deep Socket	BMD613
10 mm 6 Pt. Std. Socket	BM610	14 mm 6 Pt. Deep Socket	BMD614
11 mm 6 Pt. Std. Socket	BM611	15 mm 6 Pt. Deep Socket	BMD615
12 mm 6 Pt. Std. Socket	BM612	16 mm 6 Pt. Deep Socket	BMD616
13 mm 6 Pt. Std. Socket	BM613	17 mm 6 Pt. Deep Socket	BMD617
14 mm 6 Pt. Std. Socket	BM614	18 mm 6 Pt. Deep Socket	BMD618
15 mm 6 Pt. Std. Socket	BM615	19 mm 6 Pt. Deep Socket	BMD619
16 mm 6 Pt. Std. Socket	BM616	Reversible Ratchet	B52
17 mm 6 Pt. Std. Socket	BM617	6" Extension	B105
18 mm 6 Pt. Std. Socket	BM618	Flexible Handle	B40A
19 mm 6 Pt. Std. Socket	BM619	Metal Box	94
10 mm 6 Pt. Deep Socket	BMD610		





3/8" Square Drive 6 Point Standard

Opening	Type	Length	Drive End	Opening End	Minimum Depth	Weight Each (lb)	Part Number	Std. Pkg. Qty.	Opening
							Industrial Black		
5/16	I	1-1/16	47/64	1/2	7/64	.07	2610	6	5/16
3/8	I	1-1/16	47/64	19/32	5/32	.07	2612	6	3/8
7/16	I	1-1/16	47/64	43/64	7/32	.08	2614	6	7/16
1/2	II	1-3/32	—	3/4	13/64	.08	2616	6	1/2
9/16	II	1-1/8	—	55/64	1/4	.13	2618	6	9/16
5/8	II	1-1/8	—	59/64	9/32	.15	2620	6	5/8
11/16	II	1-1/8	—	63/64	5/16	.16	2622	6	11/16
3/4	II	1-3/16	—	1-1/32	23/64	.17	2624	6	3/4

3/8" Square Drive 6 Point Deep

Opening	Type	Length	Drive End	Opening End	Minimum Depth	Weight Each (lb)	Part Number	Std. Pkg. Qty.	Opening
							Industrial Black		
5/16	I	2-1/4	47/64	1/2	3/32	.19	12610	6	5/16
3/8	I	2-1/4	47/64	19/32	7/64	.19	12612	6	3/8
7/16	I	2-1/4	47/64	43/64	13/64	.19	12614	6	7/16
1/2	II	2-1/4	—	3/4	13/64	.18	12616	6	1/2
9/16	I	2-1/4	55/64	13/16	11/32	.25	12618	6	9/16
5/8	I	2-1/4	55/64	57/64	3/8	.28	12620	6	5/8
11/16	II	2-5/16	—	61/64	3/8	.31	12622	6	11/16
3/4	II	2-5/16	—	1-3/64	7/16	.38	12624	6	3/4

3/8" Square Drive 6 Point Standard – Metric

Opening	Type	Length	Drive End	Opening End	Minimum Depth	Weight Each (lb)	Part Number	Std. Pkg. Qty.	Opening
							Industrial Black		
10 mm	I	28.0 mm	18.0 mm	15.1 mm	5.0 mm	.05	2M610	6	10 mm
12 mm	II	28.0 mm	—	18.5 mm	7.5 mm	.07	2M612	6	12 mm
13 mm	II	30.0 mm	—	19.6 mm	9.5 mm	.07	2M613	6	13 mm
14 mm	II	30.0 mm	—	21.3 mm	9.5 mm	.08	2M614	6	14 mm
15 mm	II	30.0 mm	—	22.3 mm	9.5 mm	.10	2M615	6	15 mm
17 mm	II	30.0 mm	—	24.5 mm	9.5 mm	.11	2M617	6	17 mm
18 mm	II	30.0 mm	—	25.3 mm	9.5 mm	.12	2M618	6	18 mm
19 mm	II	30.0 mm	—	27.2 mm	10.0 mm	.13	2M619	6	19 mm

Item	Description	Weigh Each (lb)	Part Number	Std. Pkg. Qty.
Universal Adaptor	3/8" Impact Universal Joint	.18	2140A	6
	3/8" F X 1/2" M	.10	24A	6

IB6K				IMB8K				
5/16" 6 Pt. Skt.	2610	9/16" 6 Pt. Skt.	2618	10 mm 6 Pt. Skt.	2M610	17 mm 6 Pt. Skt.	2M617	
3/8" 6 Pt. Skt.	2612	5/8" 6 Pt. Skt.	2620	12 mm 6 Pt. Skt.	2M612	18 mm 6 Pt. Skt.	2M618	
7/16" 6 Pt. Skt.	2614	Clip Rail	242	13 mm 6 Pt. Skt.	2M613	19 mm 6 Pt. Skt.	2M619	
1/2" 6 Pt. Skt.	2616			14 mm 6 Pt. Skt.	2M614	Clip Rail	244	
				15 mm 6 Pt. Skt.	2M615			

IB8K				IB8KD				
5/16" 6 Pt. Skt.	2610	5/8" 6 Pt. Skt.	2620	5/16" 6 Pt. Deep Skt.	12610	5/8" 6 Pt. Deep Skt.	12620	
3/8" 6 Pt. Skt.	2612	11/16" 6 Pt. Skt.	2622	3/8" 6 Pt. Deep Skt.	12612	11/16" 6 Pt. Deep Skt.	12622	
7/16" 6 Pt. Skt.	2614	3/4" 6 Pt. Skt.	2624	7/16" 6 Pt. Deep Skt.	12614	3/4" 6 Pt. Deep Skt.	12624	
1/2" 6 Pt. Skt.	2616	Clip Rail	244	1/2" 6 Pt. Deep Skt.	12616	Clip Rail	244	
9/16" 6 Pt. Skt.	2618			9/16" 6 Pt. Deep Skt.	12618			

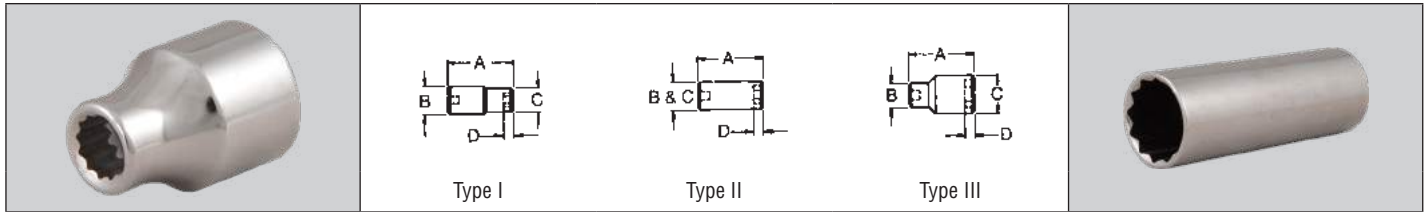
1/2" Drive Attachments Chrome



Type	Item	Description	Part Number	Std. Pkg. Qty.
Flexible Handle		Chrome Knurled Grip Length 17" Weight 1.65 lb	SF41	5
Reversible Ratchet		Chrome 45 tooth Head diameter 1-5/8" Length 10" Weight 1.44 lb	SF51	1
Reversible Ratchet Repair Kit		Preassembled Ratchet Replacement Head Weight .31 lb For SF51 and SF55	SF51RD	1
Double Pawl Ratchet		Double Pawl 45 tooth Head diameter 1 11/16" Length 15" Weight 1.25 lb	SF55	1
Extensions		Chrome Length 20" Weight 1.19 lb	S121P	5
		Chrome Length 2" Weight .21 lb	S102P	5
		Chrome Length 5" Weight .37 lb	S110P	5
		Chrome Length 10" Weight .66 lb	S115P	5
Universal Joint		Chrome Length 2-5/16" Weight .15 lb	S140	5
Adaptors		Chrome 1/2"F to 3/8"M Weight .15 lb	SH129	5
		Chrome 1/2"F to 1/4"M Weight .18 lb	SH130	5
18" Speeder		Chrome Revolving Grip Length 18" Weight 1.2 lb	S15	5



1/2" Drive Socket Wrenches



Martin Heavy-Duty Chrome Hand Tool Sockets are Manufactured to Extremely Close Tolerances of American Alloy Steel. The 12 Point Broach Opening Provides a Secure Fit for Absolute Tightening and Loosening.

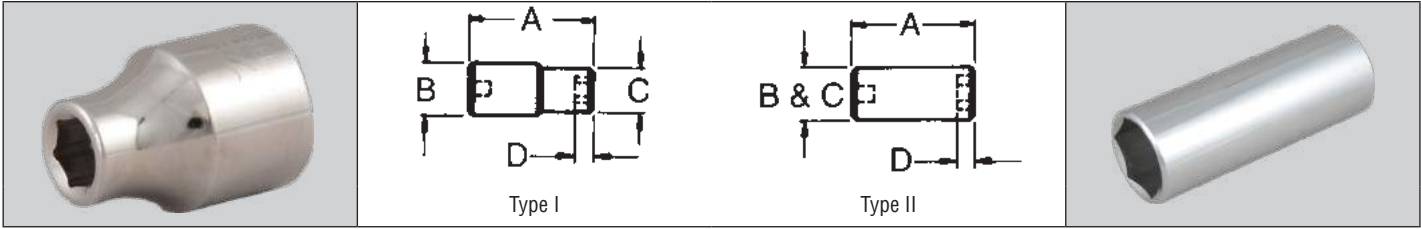
1/2" Square Drive 12 Point Standard

Opening	Type	Length	Drive End	Opening End	Minimum Depth	Weight Each (lb)	Part Number	Std. Pkg. Qty.	Opening
		A	B	C	D		Chrome		
3/8	I	1-15/32	13/16	37/64	5/32	.09	ST1212	5	3/8
7/16	I	1-15/32	13/16	41/64	7/32	.09	ST1214	5	7/16
1/2	I	1-15/32	13/16	23/32	17/64	.10	ST1216	5	1/2
9/16	II	1-15/32	—	13/16	21/64	.10	ST1218	5	9/16
5/8	II	1-15/32	—	7/8	1-15/32	.14	ST1220	5	5/8
11/16	II	1-15/32	—	31/32	1-15/32	.15	ST1222	5	11/16
3/4	II	1-15/32	—	1-1/16	1-15/32	.19	ST1224	5	3/4
13/16	II	1-9/16	—	1-1/8	1-9/16	.20	ST1226	5	13/16
7/8	II	1-5/8	—	1-11/64	1/2	.24	ST1228	5	7/8
15/16	II	1-5/8	—	1-1/4	35/64	.28	ST1230	5	15/16
1	II	1-11/16	—	1-5/16	35/64	.32	ST1232	5	1
1-1/16	III	1-3/4	1-3/32	1-13/32	5/8	.32	ST1234	5	1-1/16
1-1/8	III	1-13/16	1-7/64	1-1/2	21/32	.35	ST1236	5	1-1/8
1-3/16	III	1-7/8	1-7/64	1-37/64	21/32	.40	ST1238	5	1-3/16
1-1/4	III	1-59/64	1-1/8	1-13/16	3/4	.43	ST1240	5	1-1/4
1-5/16	III	2	1-3/16	1-13/16	13/16	.45	ST1242	5	1-5/16
1-3/8	III	2	1-1/4	1-7/8	55/64	.46	ST1244	5	1-3/8
1-7/16	III	2 -1/16	1-3/8	1-15/16	29/32	.47	ST1246	5	1-7/16
1-1/2	III	2 - 1/8	1-3/8	2	1-1/16	.49	ST1248	5	1-1/2

1/2" Square Drive 12 Point Deep

Opening	Type	Length	Drive End	Opening End	Minimum Depth	Weight Each (lb)	Part Number	Std. Pkg. Qty.	Opening
		A	B	C	D		Chrome		
3/8	II	3-3/64	—	13/16	23/32	.21	SD1212	5	3/8
7/16	II	3-3/64	—	13/16	23/32	.24	SD1214	5	7/16
1/2	II	3-1/16	13/16	23/32	17/64	.24	SD1216	5	1/2
9/16	II	3-1/16	—	13/16	21/64	.24	SD1218	5	9/16
5/8	II	3-1/16	—	7/8	3/8	.30	SD1220	5	5/8
11/16	II	3-1/16	—	31/32	3/8	.34	SD1222	5	11/16
3/4	II	3-1/16	—	1-3/64	7/16	.35	SD1224	5	3/4
13/16	II	3-1/16	—	1-7/64	29/64	.40	SD1226	5	13/16
7/8	II	3-1/16	—	1-11/64	1/2	.43	SD1228	5	7/8
15/16	II	3-1/16	—	1-1/4	35/64	.48	SD1230	5	15/16
1	III	3-1/16	1-3/32	1-5/16	35/64	.45	SD1232	5	1
1-1/16	III	3-1/16	1-7/64	1-13/32	5/8	.50	SD1234	5	1-1/16
1-1/8	III	3-1/16	1-7/64	1-1/2	21/32	.51	SD1236	5	1-1/8
1-3/16	III	3-3/64	1-7/64	1-37/64	21/32	.56	SD1238	5	1-3/16
1-1/4	III	3-3/64	1-1/8	1-41/64	3/4	.61	SD1240	5	1-1/4
1-5/16	III	3-3/64	1-9/64	1-13/16	49/64	.61	SD1242	5	1-5/16
1-3/8	III	3-3/64	1-15/64	1-7/8	25/32	.84	SD1244	5	1-3/8
1-7/16	III	3-3/64	1-19/64	1-61/64	7/8	.88	SD1246	5	1-7/16
1-1/2	III	3-3/64	1-11/32	2-1/64	55/64	.93	SD1248	5	1-1/2

1/2" Drive Socket Wrenches – Chrome



1/2" Square Drive 6 Point Standard

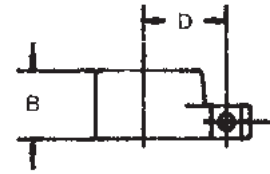
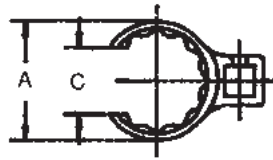
Opening	Type	Length	Drive End	Opening End	Minimum Depth	Weight Each (lb)	Part Number	Std. Pkg. Qty.	Opening
		A	B	C	D		Chrome		
3/8	I	1-1/2	7/8	53/64	5/16	.11	ST612	5	3/8
7/16	I	1-1/2	55/64	55/64	21/64	.11	ST614	5	7/16
1/2	I	1-1/2	55/64	59/64	13/32	.11	ST616	5	1/2
9/16	I	1-1/2	55/64	13/16	13/32	.13	ST618	5	9/16
5/8	II	1-1/2	—	7/8	9/16	.12	ST620	5	5/8
11/16	II	1-1/2	—	31/32	9/16	.16	ST622	5	11/16
3/4	II	1-1/2	—	1-3/64	21/32	.19	ST624	5	3/4
13/16	II	1-1/2	—	1-3/32	11/16	.20	ST626	5	13/16
7/8	II	1-1/2	—	1-3/16	3/4	.29	ST628	5	7/8
15/16	II	1-1/2	—	1-17/64	51/64	.31	ST630	5	15/16
1	II	1-39/64	—	1-21/64	53/64	.37	ST632	5	1
1-1/16	II	1-39/64	—	1-13/32	15/16	.52	ST634	5	1-1/16
1-1/8	II	1-5/8	—	1-15/32	63/64	.52	ST636	5	1-1/8
1-3/16	II	1-5/8	—	1-17/32	63/64	.59	ST638	5	1-3/16
1-1/4	II	1-3/4	—	1-37/64	1-1/8	.66	ST640	5	1-1/4

1/2" Square Drive 6 Point Standard

Opening	Type	Length	Drive End	Opening End	Minimum Depth	Weight Each (lb)	Part Number	Std. Pkg. Qty.	Opening
		A	B	C	D		Chrome		
1/2	I	3-1/8	7/8	49/64	51/64	.34	SD616	5	1/2
9/16	I	3-1/8	7/8	53/64	15/16	.31	SD618	5	9/16
5/8	II	3-1/8	—	7/8	1-3/16	.38	SD620	5	5/8
11/16	II	3-1/8	—	31/32	1-7/32	.41	SD622	5	11/16
3/4	II	3-1/8	—	1-1/16	1-17/64	.44	SD624	5	3/4
13/16	II	3-1/8	—	1-1/8	1-19/64	.47	SD626	5	13/16
7/8	II	3-1/8	—	1-3/16	1-19/64	.53	SD628	5	7/8
15/16	II	3-1/8	—	1-17/64	1-3/8	.56	SD630	5	15/16
1	II	3-1/8	—	1-11/32	1-3/8	.72	SD632	5	1
1-1/16	II	3-1/8	—	1-13/32	1-27/64	.78	SD634	5	1-1/16
1-1/8	II	3-1/8	—	1-1/2	1-27/64	.84	SD636	5	1-1/8

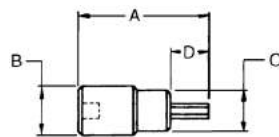


1/2" Drive Crowfoot Wrench and Hex Bit Sockets

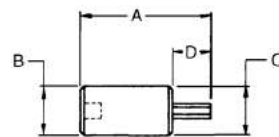


1/2" Drive Crowfoot Wrench — Flare Nut 12 Pt.

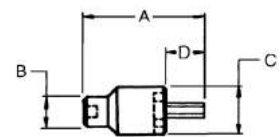
Opening	Diameter of Head		Thickness of Head	Width of Slot		Length of Centers	Weight Each (lb)	Part Number		Std. Pkg. Qty.	Opening
	A	B		C	D			Chrome	Industrial Black		
1-1/8	1-43/64	29/32	29/32	53/32	1-5/32	.19	SC36	BLKSC36	5	1-1/8	
1-3/16	1-47/64	29/32	29/32	55/32	1-3/16	.19	SC38	BLKSC38	5	1-3/16	
1-1/4	1-53/64	29/32	29/32	59/32	1-15/64	.19	SC40	BLKSC40	5	1-1/4	
1-5/16	1-57/64	29/32	29/32	61/64	1-17/64	.19	SC42	BLKSC42	5	1-5/16	
1-3/8	1-31/32	31/32	31/32	1-3/64	1-5/16	.25	SC44	BLKSC44	5	1-3/8	
1-7/16	2-3/64	31/32	31/32	1-3/64	1-11/32	.25	SC46	BLKSC46	5	1-7/16	
1-1/2	2-7/64	31/32	31/32	1-3/64	1-3/8	.25	SC48	BLKSC48	5	1-1/2	
1-9/16	2-11/64	31/32	31/32	1-7/64	1-27/64	.31	SC50	BLKSC50	5	1-9/16	
1-5/8	2-17/64	31/32	31/32	1-11/64	1-29/64	.31	SC52	BLKSC52	5	1-5/8	
1-11/16	2-23/64	1-1/32	1-1/32	1-19/64	1-33/64	.31	SC54	BLKSC54	5	1-11/16	
1-3/4	2-27/64	1-1/32	1-1/32	1-19/64	1-35/64	.38	SC56	BLKSC56	5	1-3/4	
1-13/16	2-33/64	1-1/32	1-1/32	1-19/64	1-19/32	.38	SC58	BLKSC58	5	1-13/16	
1-7/8	2-39/64	1-3/32	1-3/32	1-21/64	1-41/64	.44	SC60	BLKSC60	5	1-7/8	
1-15/16	2-43/64	1-3/32	1-3/32	1-23/64	1-43/64	.50	SC62	BLKSC62	5	1-15/16	
2	2-49/64	1-3/32	1-3/32	1-35/64	1-23/32	.50	SC64	BLKSC64	5	2	



Type I



Type II



Type III

1/2" Drive Hex Bit Sockets

Bit Size	Type	Length		Drive End	Bit End	Bit Length	Weight Each (lb)	Part Number	Replacement Hex Bit	Std. Pkg. Qty.	Bit Size
		A	B								
1/4	I	3-5/16	15/16	15/16	21/32	1-13/16	.18	SA8	SA8B	5	1/4
5/16	I	3-5/16	15/16	15/16	21/32	1-13/16	.18	SA10	SA10B	5	5/16
3/8	I	3-5/16	15/16	15/16	45/64	1-13/16	.25	SA12	SA12B	5	3/8
7/16	I	3-5/16	15/16	15/16	3/4	1-13/16	.25	SA14	SA14B	5	7/16
1/2	I	3-5/8	15/16	15/16	15/16	2-1/8	.35	SA16	SA16B	5	1/2
9/16	I	3-5/8	1-1/64	1-1/64	1-1/64	2-1/8	.45	SA18	SA18B	5	9/16
5/8	II	4	1-1/64	1-1/64	1-1/64	2-1/2	.50	SA20	SA20B	5	5/8
3/4	III	4	1-1/64	1-1/64	2-31/64	2-1/2	.65	SA24	SA24B	5	3/4

1/2" Drive Socket & Sets

– Chrome

S7K

1/2" DRIVE HEX BIT SOCKET SET

1/4" Hex Bit Socket 1/2" Dr.	SA8	1/2" Hex Bit Socket 1/2" Dr.	SA16
5/16" Hex Bit Socket 1/2" Dr.	SA10	9/16" Hex Bit Socket 1/2" Dr.	SA18
3/8" Hex Bit Socket 1/2" Dr.	SA12	5/8" Hex Bit Socket 1/2" Dr.	SA20
7/16" Hex Bit Socket 1/2" Dr.	SA14	Twist Lock Clip Rail	208R



S9K

1/2" DRIVE 6 POINT DEEP SOCKET SET

1/2" 6 pt. Deep Socket	SD616	13/16" 6 pt. Deep Socket	SD626
9/16" 6 pt. Deep Socket	SD618	7/8" 6 pt. Deep Socket	SD628
5/8" 6 pt. Deep Socket	SD620	15/16" 6 pt. Deep Socket	SD630
11/16" 6 pt. Deep Socket	SD622	1" 6 pt. Deep Socket	SD632
3/4" 6 pt. Deep Socket	SD624	Twist Lock Clip Rail	213R



S11K

1/2" DRIVE 12 POINT DEEP SOCKET SET

1/2" 12 pt. Deep Socket	SD1216	7/8" 12 pt. Deep Socket	SD1228
9/16" 12 pt. Deep Socket	SD1218	15/16" 12 pt. Deep Socket	SD1230
5/8" 12 pt. Deep Socket	SD1220	1" 12 pt. Deep Socket	SD1232
11/16" 12 pt. Deep Socket	SD1222	1 1/16" 12 pt. Deep Socket	SD1234
3/4" 12 pt. Deep Socket	SD1224	1 1/8" 12 pt. Deep Socket	SD1236
13/16" 12 pt. Deep Socket	SD1226	Twist Lock Clip Rail	213R



S12K

1/2" DRIVE 12 POINT STANDARD SOCKET SET

7/16" 12 pt. Socket	ST1214	7/8" 12 pt. Socket	ST1228
1/2" 12 pt. Socket	ST1216	15/16" 12 pt. Socket	ST1230
9/16" 12 pt. Socket	ST1218	1" 12 pt. Socket	ST1232
5/8" 12 pt. Socket	ST1220	10" Reversible Ratchet	SF51
11/16" 12 pt. Socket	ST1222	5" Extension	S110P
3/4" 12 pt. Socket	ST1224	Metal box	95
13/16" 12 pt. Socket	ST1226		



BC10K

3/8" AND 1/2" DRIVE HEX BIT SOCKETS SET

1/8" Hex Bit Socket 3/8" Dr.	BA4	3/8" Hex Bit Socket 3/8" Dr.	BA12
5/32" Hex Bit Socket 3/8" Dr.	BA55	1/2" Hex Bit Socket 1/2" Dr.	SA16
3/16" Hex Bit Socket 3/8" Dr.	BA6	9/16" Hex Bit Socket 1/2" Dr.	SA18
7/32" Hex Bit Socket 3/8" Dr.	BA7	5/8" Hex Bit Socket 1/2" Dr.	SA20
1/4" Hex Bit Socket 3/8" Dr.	BA8	Twist Lock Clip Rail	213R
5/16" Hex Bit Socket 3/8" Dr.	BA10		





1/2" Drive Socket Sets – Chrome

S13K

1/2" DRIVE 12 POINT STANDARD SOCKET SET

7/16" 12 pt. Socket	ST1214	7/8" 12 pt. Socket	ST1228
1/2" 12 pt. Socket	ST1216	15/16" 12 pt. Socket	ST1230
9/16" 12 pt. Socket	ST1218	1" 12 pt. Socket	ST1232
5/8" 12 pt. Socket	ST1220	1-1/16" 12 pt. Socket	ST1234
11/16" 12 pt. Socket	ST1222	1-1/8" 12 pt. Socket	ST1236
3/4" 12 pt. Socket	ST1224	1-1/4" 12 pt. Socket	ST1240
13/16" 12 pt. Socket	ST1226	Twist Lock Clip Rail	213R



S15K

1/2" DRIVE 6 POINT STANDARD SOCKET SET

3/8" 6 pt. Std. Socket	ST612	7/8" 6 pt. Std. Socket	ST628
7/16" 6 pt. Std. Socket	ST614	15/16" 6 pt. Std. Socket	ST630
1/2" 6 pt. Std. Socket	ST616	1" 6 pt. Std. Socket	ST632
9/16" 6 pt. Std. Socket	ST618	1-1/16" 6 pt. Std. Socket	ST634
5/8" 6 pt. Std. Socket	ST620	1-1/8" 6 pt. Std. Socket	ST636
11/16" 6 pt. Std. Socket	ST622	1-3/16" 6 pt. Std. Socket	ST638
3/4" 6 pt. Std. Socket	ST624	1-1/4" 6 pt. Std. Socket	ST640
13/16" 6 pt. Std. Socket	ST626	Twist Lock Clip Rail	213R



SC15K

1/2" DRIVE 12 POINT CROWFOOT SOCKET SET

1-1/8" 12 pt. Crowfoot	SC36	1-5/8" 12 pt. Crowfoot	SC52
1-3/16" 12 pt. Crowfoot	SC38	1-11/16" 12 pt. Crowfoot	SC54
1-1/4" 12 pt. Crowfoot	SC40	1-3/4" 12 pt. Crowfoot	SC56
1-5/16" 12 pt. Crowfoot	SC42	1-13/16" 12 pt. Crowfoot	SC58
1-3/8" 12 pt. Crowfoot	SC44	1-7/8" 12 pt. Crowfoot	SC60
1-7/16" 12 pt. Crowfoot	SC46	1-15/16" 12 pt. Crowfoot	SC62
1-1/2" 12 pt. Crowfoot	SC48	2" 12 pt. Crowfoot	SC64
1-9/16" 12 pt. Crowfoot	SC50	Twist Lock Clip Rail	218R



S16K

1/2" DRIVE 12 POINT STANDARD SOCKET SET

7/16" 12 pt. Socket	ST1214	1" 12 pt. Socket	ST1232
1/2" 12 pt. Socket	ST1216	1-1/16" 12 pt. Socket	ST1234
9/16" 12 pt. Socket	ST1218	1-1/8" 12 pt. Socket	ST1236
5/8" 12 pt. Socket	ST1220	1-1/4" 12 pt. Socket	ST1240
11/16" 12 pt. Socket	ST1222	10" Reversible Ratchet	SF51
3/4" 12 pt. Socket	ST1224	5" Extension	S110P
13/16" 12 pt. Socket	ST1226	Universal Joint	S140
7/8" 12 pt. Socket	ST1228	Metal box	95
15/16" 12 pt. Socket	ST1230		



1/2" Drive Socket Sets – Chrome



S17K			
1/2" DRIVE 12 POINT STANDARD SOCKET SET			
7/16" 12 pt. Std. Socket	ST1214	1" 12 pt. Std. Socket	ST1232
1/2" 12 pt. Std. Socket	ST1216	1-1/16" 12 pt. Std. Socket	ST1234
9/16" 12 pt. Std. Socket	ST1218	1-1/8" 12 pt. Std. Socket	ST1236
5/8" 12 pt. Std. Socket	ST1220	1-1/4" 12 pt. Std. Socket	ST1240
11/16" 12 pt. Std. Socket	ST1222	17" Flex Handle	SF41
3/4" 12 pt. Std. Socket	ST1224	10" Ratchet	SF51
13/16" 12 pt. Std. Socket	ST1226	5" Extension	S110P
7/8" 12 pt. Std. Socket	ST1228	Universal Joint	S140
15/16" 12 pt. Std. Socket	ST1230	Metal Box	99



S18K			
1/2" DRIVE 12 POINT STANDARD SOCKET SET			
7/16" 12 pt. Socket	ST1214	2" Extension	S102P
1/2" 12 pt. Socket	ST1216	5" Extension	S110P
9/16" 12 pt. Socket	ST1218	10" Extension	S115P
5/8" 12 pt. Socket	ST1220	Universal Joint	S140
11/16" 12 pt. Socket	ST1222	17" Flexible Handle	SF41
3/4" 12 pt. Socket	ST1224	10" Reversible Ratchet	SF51
13/16" 12 pt. Socket	ST1226	1/2"F to 3/8"M Adaptor	SH129
7/8" 12 pt. Socket	ST1228	1/2"F to 3/4"M Adaptor	SH130
15/16" 12 pt. Socket	ST1230	Metal Box	95
1" 12 pt. Socket	ST1232		



S19K			
1/2" DRIVE 6 POINT STANDARD SOCKET SET			
3/8" 6 pt. Std. Socket	ST612	1" 6 pt. Std. Socket	ST632
7/16" 6 pt. Std. Socket	ST614	1-1/16" 6 pt. Std. Socket	ST634
1/2" 6 pt. Std. Socket	ST616	1-1/8" 6 pt. Std. Socket	ST636
9/16" 6 pt. Std. Socket	ST618	1-1/4" 6 pt. Std. Socket	ST640
5/8" 6 pt. Std. Socket	ST620	17" Flex Handle	SF41
11/16" 6 pt. Std. Socket	ST622	10" Ratchet	SF51
3/4" 6 pt. Std. Socket	ST624	5" Extension	S110P
13/16" 6 pt. Std. Socket	ST626	10" Extension	S115P
7/8" 6 pt. Std. Socket	ST628	Metal Box	95
15/16" 6 pt. Std. Socket	ST630		



S22K

1/2" DRIVE 12 POINT STANDARD SOCKET SET

3/8" 12 pt. Std. Socket	ST1212	1-1/8" 12 pt. Std. Socket	ST1236
7/16" 12 pt. Std. Socket	ST1214	1-3/16" 12 pt. Std. Socket	ST1238
1/2" 12 pt. Std. Socket	ST1216	1-1/4" 12 pt. Std. Socket	ST1240
9/16" 12 pt. Std. Socket	ST1218	17" Flex Handle	SF41
5/8" 12 pt. Std. Socket	ST1220	10" Ratchet	SF51
11/16" 12 pt. Std. Socket	ST1222	2" Extension	S102P
3/4" 12 pt. Std. Socket	ST1224	5" Extension	S110P
13/16" 12 pt. Std. Socket	ST1226	10" Extension	S115P
7/8" 12 pt. Std. Socket	ST1228	Universal Joint	S140
15/16" 12 pt. Std. Socket	ST1230	Drive Speeder	S15
1" 12 pt. Std. Socket	ST1232	Clip Rail	258
1-1/16" 12 pt. Std. Socket	ST1234	Metal Box	99



S24K

1/2" DRIVE 12 POINT STANDARD SOCKET SET

7/16" 12 pt. Socket	ST1214	1/2" 12 pt. Deep Socket	SD1216
1/2" 12 pt. Socket	ST1216	9/16" 12 pt. Deep Socket	SD1218
9/16" 12 pt. Socket	ST1218	5/8" 12 pt. Deep Socket	SD1220
5/8" 12 pt. Socket	ST1220	11/16" 12 pt. Deep Socket	SD1222
11/16" 12 pt. Socket	ST1222	3/4" 12 pt. Deep Socket	SD1224
3/4" 12 pt. Socket	ST1224	13/16" 12 pt. Deep Socket	SD1226
13/16" 12 pt. Socket	ST1226	7/8" 12 pt. Deep Socket	SD1228
7/8" 12 pt. Socket	ST1228	15/16" 12 pt. Deep Socket	SD1230
15/16" 12 pt. Socket	ST1230	17" Flexible Handle	SF41
1" 12 pt. Socket	ST1232	10" Reversible Ratchet	SF51
1-1/16" 12 pt. Socket	ST1234	10" Extension	S115P
1-1/8" 12 pt. Socket	ST1236	Tool Box	BX21
1-1/4" 12 pt. Socket	ST1240		



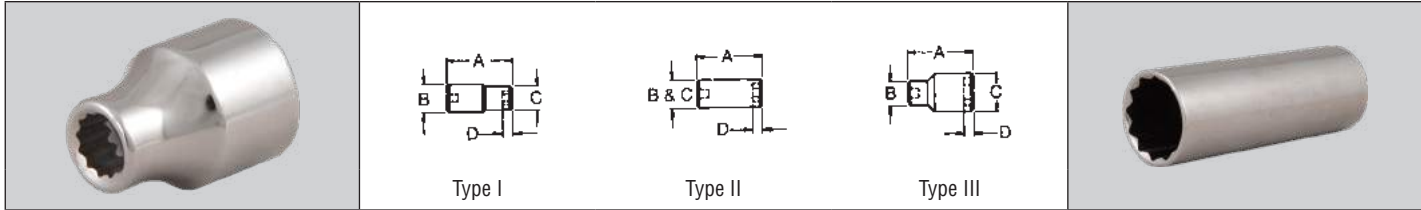
S36K (32 Pieces)

1/2" DRIVE 6 POINT STANDARD SOCKET SET

3/8" 12 pt. Std. Socket	ST1212	11/16" 12 pt. Deep Socket	SD1222
7/16" 12 pt. Std. Socket	ST1214	3/4" 12 pt. Deep Socket	SD1224
1/2" 12 pt. Std. Socket	ST1216	13/16" 12 pt. Deep Socket	SD1226
9/16" 12 pt. Std. Socket	ST1218	7/8" 12 pt. Deep Socket	SD1228
5/8" 12 pt. Std. Socket	ST1220	15/16" 12 pt. Deep Socket	SD1230
11/16" 12 pt. Std. Socket	ST1222	1" 12 pt. Deep Socket	SD1232
3/4" 12 pt. Std. Socket	ST1224	1-1/16" 12 pt. Deep Socket	SD1234
13/16" 12 pt. Std. Socket	ST1226	1-1/8" 12 pt. Deep Socket	SD1236
7/8" 12 pt. Std. Socket	ST1228	17-1/2" Speed Handle	S15
15/16" 12 pt. Std. Socket	ST1230	5" Extension	S110P
1" 12 pt. Std. Socket	ST1232	10" Extension	S115P
1-1/16" 12 pt. Std. Socket	ST1234	Universal Joint	S140
1-1/8" 12 pt. Std. Socket	ST1236	17" Flex Handle	SF41
1-1/4" 12 pt. Std. Socket	ST1240	10" Reversible Ratchet	SF51
1/2" 12 pt. Deep Socket	SD1216	1/2" F x 3/4" M Adaptor	SH130
9/16" 12 pt. Deep Socket	SD1218	Tool Box	BX21
5/8" 12 pt. Deep Socket	SD1220		



1/2" Drive Metric Socket Wrenches – Chrome



1/2" Square Drive 12 Point Standard – Metric

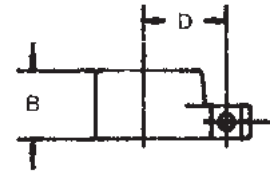
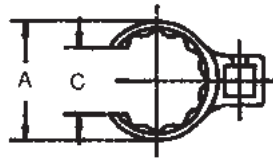
Opening	Type	Length	Drive End	Opening End	Minimum Depth	Weight Each (lb)	Part Number	Std. Pkg. Qty.	Opening
		A	B	C	D		Chrome		
9 mm	I	37.5 mm	20.5 mm	13.0 mm	5.5 mm	.09	STM1209	5	9 mm
10 mm	I	37.5 mm	20.5 mm	14.5 mm	6.0 mm	.09	STM1210	5	10 mm
11 mm	I	37.5 mm	20.5 mm	16.5 mm	7.0 mm	.09	STM1211	5	11 mm
12 mm	I	37.5 mm	20.5 mm	17.5 mm	8.0 mm	.10	STM1212	5	12 mm
13 mm	I	37.5 mm	20.5 mm	18.5 mm	8.0 mm	.10	STM1213	5	13 mm
14 mm	II	37.5 mm	—	20.5 mm	8.5 mm	.12	STM1214	5	14 mm
15 mm	II	37.5 mm	—	22.0 mm	8.5 mm	.13	STM1215	5	15 mm
16 mm	II	37.5 mm	—	22.0 mm	9.5 mm	.13	STM1216	5	16 mm
17 mm	II	37.5 mm	—	24.0 mm	9.5 mm	.17	STM1217	5	17 mm
18 mm	II	37.5 mm	—	25.5 mm	10.5 mm	.14	STM1218	5	18 mm
19 mm	II	37.5 mm	—	27.0 mm	11.0 mm	.19	STM1219	5	19 mm
20 mm	II	38.0 mm	—	28.0 mm	11.5 mm	.17	STM1220	5	20 mm
21 mm	II	39.5 mm	—	29.0 mm	12.0 mm	.24	STM1221	5	21 mm
22 mm	II	41.5 mm	—	30.0 mm	12.5 mm	.24	STM1222	5	22 mm
23 mm	II	41.5 mm	—	31.0 mm	13.0 mm	.25	STM1223	5	23 mm
24 mm	II	41.5 mm	—	32.0 mm	14.0 mm	.29	STM1224	5	24 mm
25 mm	II	43.0 mm	—	33.5 mm	14.5 mm	.29	STM1225	5	25 mm
26 mm	III	44.5 mm	28.0 mm	35.0 mm	15.0 mm	.30	STM1226	5	26 mm
27 mm	III	44.5 mm	28.0 mm	35.5 mm	16.0 mm	.30	STM1227	5	27 mm
30 mm	III	47.5 mm	28.5 mm	40.0 mm	16.5 mm	.40	STM1230	5	30 mm
32 mm	III	49.0 mm	28.5 mm	42.0 mm	19.0 mm	.44	STM1232	5	32 mm
36 mm	III	51.0 mm	34.5 mm	49.5 mm	23.0 mm	.46	STM1236	5	36 mm

1/2" Square Drive 12 Point Deep – Metric

Opening	Type	Length	Drive End	Opening End	Minimum Depth	Weight Each (lb)	Part Number	Std. Pkg. Qty.	Opening
		A	B	C	D		Chrome		
10 mm	I	79.5 mm	22.1 mm	15.2 mm	16.0 mm	.22	SMD1210	5	10 mm
11 mm	I	79.5 mm	22.1 mm	18.3 mm	17.0 mm	.22	SMD1211	5	11 mm
12 mm	I	79.5 mm	22.1 mm	18.8 mm	18.0 mm	.22	SMD1212	5	12 mm
13 mm	I	79.5 mm	22.1 mm	19.3 mm	20.1 mm	.26	SMD1213	5	13 mm
14 mm	I	79.5 mm	22.1 mm	21.8 mm	23.9 mm	.26	SMD1214	5	14 mm
15 mm	II	79.5 mm	—	21.8 mm	26.9 mm	.26	SMD1215	5	15 mm
16 mm	II	79.5 mm	—	22.1 mm	30.0 mm	.32	SMD1216	5	16 mm
17 mm	II	79.5 mm	—	24.4 mm	31.0 mm	.32	SMD1217	5	17 mm
18 mm	II	79.5 mm	—	25.4 mm	31.0 mm	.33	SMD1218	5	18 mm
19 mm	II	79.5 mm	—	26.9 mm	33.0 mm	.38	SMD1219	5	19 mm
20 mm	II	79.5 mm	—	27.9 mm	33.0 mm	.41	SMD1220	5	20 mm
21 mm	II	79.5 mm	—	28.4 mm	33.0 mm	.41	SMD1221	5	21 mm
22 mm	II	79.5 mm	—	30.2 mm	33.0 mm	.46	SMD1222	5	22 mm
23 mm	II	79.5 mm	—	31.0 mm	33.0 mm	.51	SMD1223	5	23 mm
24 mm	II	79.5 mm	—	32.0 mm	35.1 mm	.57	SMD1224	5	24 mm
25 mm	II	79.5 mm	—	33.3 mm	35.1 mm	.70	SMD1225	5	25 mm
26 mm	II	79.5 mm	—	34.0 mm	35.1 mm	.74	SMD1226	5	26 mm
27 mm	II	79.5 mm	—	35.8 mm	35.1 mm	.78	SMD1227	5	27 mm

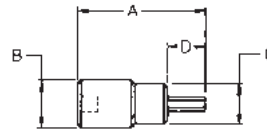


1/2" Drive Metric Socket Wrenches – Chrome



1/2" Drive Metric Crowfoot Wrench — Flare Nut 12 Pt.

Opening	Diameter of Head	Thickness of Head	Width of Slot	Length of Centers	Weight Each (lb)	Part Number	Std. Pkg. Qty.	Opening
	A	B	C	D		Chrome		
28 mm	42.5 mm	23.0 mm	21.0 mm	29.5 mm	.19	SC28MM	5	28 mm
30 mm	44.0 mm	23.0 mm	21.0 mm	30.0 mm	.19	SC30MM	5	30 mm
32 mm	48.0 mm	23.0 mm	24.0 mm	32.0 mm	.19	SC32MM	5	32 mm
34 mm	50.0 mm	24.5 mm	26.5 mm	33.5 mm	.19	SC34MM	5	34 mm
36 mm	52.0 mm	24.5 mm	26.5 mm	34.0 mm	.19	SC36MM	5	36 mm
38 mm	53.5 mm	24.5 mm	28.0 mm	35.0 mm	.19	SC38MM	5	38 mm
40 mm	57.5 mm	24.5 mm	30.0 mm	37.0 mm	.19	SC40MM	5	40 mm
41 mm	57.5 mm	24.5 mm	30.0 mm	37.0 mm	.19	SC41MM	5	41 mm
46 mm	64.0 mm	26.0 mm	33.0 mm	40.5 mm	.25	SC46MM	5	46 mm
50 mm	70.0 mm	28.0 mm	39.5 mm	43.5 mm	.25	SC50MM	5	50 mm



Type I

1/2" Drive Hex Bit Metric Sockets

Bit Size	Type	Length	Drive End	Bit End	Bit Length	Weight Each (lb)	Part Number	Replacement Hex Bit	Std. Pkg. Qty.	Bit Size
		A	B	C	D		Chrome	Hex Bit		
6 mm	I	6 mm	83.5 mm	23.74 mm	45.5 mm	0.2	SA6MM	SA6MMB	5	6 mm
8 mm	I	8 mm	83.5 mm	23.74 mm	45.5 mm	0.2	SA8MM	SA8MMB	5	8 mm
10 mm	I	10 mm	83.5 mm	23.74 mm	45.5 mm	0.25	SA10MM	SA10MMB	5	10 mm
12 mm	I	12 mm	92.5 mm	25.75 mm	54.5 mm	0.35	SA12MM	SA12MMB	5	12 mm
14 mm	I	14 mm	92.5 mm	25.75 mm	54.5 mm	0.4	SA14MM	SA14MMB	5	14 mm
17 mm	I	17 mm	100 mm	27.75 mm	62.7 mm	0.6	SA17MM	SA17MMB	5	17 mm
19 mm	I	19 mm	100 mm	27.75 mm	62.7 mm	0.65	SA19MM	SA19MMB	5	19 mm

1/2" Drive Metric Socket Sets – Chrome

MS10K

METRIC

1/2" DRIVE 12 POINT DEEP METRIC SOCKET SET

16 mm 12 pt. Deep Socket	SMD1216	22 mm 12 pt. Deep Socket	SMD1222
17 mm 12 pt. Deep Socket	SMD1217	24 mm 12 pt. Deep Socket	SMD1224
18 mm 12 pt. Deep Socket	SMD1218	25 mm 12 pt. Deep Socket	SMD1225
19 mm 12 pt. Deep Socket	SMD1219	26 mm 12 pt. Deep Socket	SMD1226
20 mm 12 pt. Deep Socket	SMD1220	Twist Lock Clip Rail	213B
21 mm 12 pt. Deep Socket	SMD1221		



MS16K

METRIC

1/2" DRIVE 12 POINT STANDARD METRIC SOCKET SET

10 mm 12 pt. Std. Socket	STM1210	19 mm 12 pt. Std. Socket	STM1219
11 mm 12 pt. Std. Socket	STM1211	20 mm 12 pt. Std. Socket	STM1220
12 mm 12 pt. Std. Socket	STM1212	21 mm 12 pt. Std. Socket	STM1221
13 mm 12 pt. Std. Socket	STM1213	22 mm 12 pt. Std. Socket	STM1222
14 mm 12 pt. Std. Socket	STM1214	23 mm 12 pt. Std. Socket	STM1223
15 mm 12 pt. Std. Socket	STM1215	10" Ratchet	SF51
16 mm 12 pt. Std. Socket	STM1216	5" Extension	S110P
17 mm 12 pt. Std. Socket	STM1217	Metal Box	95
18 mm 12 pt. Std. Socket	STM1218		



MS17K

METRIC

1/2" DRIVE 12 POINT STANDARD METRIC SOCKET SET

10 mm 12 pt. Socket	STM1210	19 mm 12 pt. Socket	STM1219
11 mm 12 pt. Socket	STM1211	20 mm 12 pt. Socket	STM1220
12 mm 12 pt. Socket	STM1212	21 mm 12 pt. Socket	STM1221
13 mm 12 pt. Socket	STM1213	22 mm 12 pt. Socket	STM1222
14 mm 12 pt. Socket	STM1214	24 mm 12 pt. Socket	STM1224
15 mm 12 pt. Socket	STM1215	10" Reversible Ratchet	SF51
16 mm 12 pt. Socket	STM1216	17" Flexible Handle	SF41
17 mm 12 pt. Socket	STM1217	5" Extension	S110P
18 mm 12 pt. Socket	STM1218	Metal Box	95



MS18K

METRIC

1/2" DRIVE 12 POINT STANDARD METRIC SOCKET SET

9 mm 12 pt. Socket	STM1209	19 mm 12 pt. Socket	STM1219
10 mm 12 pt. Socket	STM1210	20 mm 12 pt. Socket	STM1220
11 mm 12 pt. Socket	STM1211	21 mm 12 pt. Socket	STM1221
12 mm 12 pt. Socket	STM1212	22 mm 12 pt. Socket	STM1222
13 mm 12 pt. Socket	STM1213	24 mm 12 pt. Socket	STM1224
14 mm 12 pt. Socket	STM1214	27 mm 12 pt. Socket	STM1227
15 mm 12 pt. Socket	STM1215	30 mm 12 pt. Socket	STM1230
16 mm 12 pt. Socket	STM1216	32 mm 12 pt. Socket	STM1232
17 mm 12 pt. Socket	STM1217	Twist Lock Clip Rail	218B
18 mm 12 pt. Socket	STM1218		



BC10KM

METRIC

3/8" AND 1/2" DRIVE METRIC HEX BIT SOCKETS SET

4 mm Hex Bit Socket 3/8" Dr.	BA4MM	10 mm Hex Bit Socket 3/8" Dr.	BA10MM
5 mm Hex Bit Socket 3/8" Dr.	BA5MM	12 mm Hex Bit Socket 1/2" Dr.	SA12MM
6 mm Hex Bit Socket 3/8" Dr.	BA6MM	14 mm Hex Bit Socket 1/2" Dr.	SA14MM
7 mm Hex Bit Socket 3/8" Dr.	BA7MM	17 mm Hex Bit Socket 1/2" Dr.	SA17MM
8 mm Hex Bit Socket 3/8" Dr.	BA8MM	Twist Lock Clip Rail	213B
9 mm Hex Bit Socket 3/8" Dr.	BA9MM		





1/2" Drive Metric Socket Sets – Chrome

S7KM

METRIC

1/2" DRIVE METRIC HEX BIT SOCKETS SET

6 mm Hex Bit Socket 1/2" Dr.	SA6MM	14 mm Hex Bit Socket 1/2" Dr.	SA14MM
8 mm Hex Bit Socket 1/2" Dr.	SA8MM	17 mm Hex Bit Socket 1/2" Dr.	SA17MM
10 mm Hex Bit Socket 1/2" Dr.	SA10MM	19 mm Hex Bit Socket 1/2" Dr.	SA19MM
12 mm Hex Bit Socket 1/2" Dr.	SA12MM	Twist Lock Clip Rail	208B



SC10KM

METRIC

1/2" DRIVE 12 POINT METRIC CROWFOOT SOCKET SET

28 mm 12 Pt. Crowfoot	SC28MM	40 mm 12 Pt. Crowfoot	SC40MM
30 mm 12 Pt. Crowfoot	SC30MM	41 mm 12 Pt. Crowfoot	SC41MM
32 mm 12 Pt. Crowfoot	SC32MM	46 mm 12 Pt. Crowfoot	SC46MM
34 mm 12 Pt. Crowfoot	SC34MM	50 mm 12 Pt. Crowfoot	SC50MM
36 mm 12 Pt. Crowfoot	SC36MM	Twist Lock Clip Rail	208B
38 mm 12 Pt. Crowfoot	SC38MM		



MS27K

METRIC

1/2" DRIVE 12 POINT STANDARD METRIC SOCKET SET

10 mm 12 pt. Std. Socket	STM1210	25 mm 12 pt. Std. Socket	STM1225
11 mm 12 pt. Std. Socket	STM1211	26 mm 12 pt. Std. Socket	STM1226
12 mm 12 pt. Std. Socket	STM1212	27 mm 12 pt. Std. Socket	STM1227
13 mm 12 pt. Std. Socket	STM1213	30 mm 12 pt. Std. Socket	STM1230
14 mm 12 pt. Std. Socket	STM1214	32 mm 12 pt. Std. Socket	STM1232
15 mm 12 pt. Std. Socket	STM1215	36 mm 12 pt. Std. Socket	STM1236
16 mm 12 pt. Std. Socket	STM1216	17" Flex Handle	SF41
17 mm 12 pt. Std. Socket	STM1217	10" Ratchet	SF51
18 mm 12 pt. Std. Socket	STM1218	2" Extension	S102P
19 mm 12 pt. Std. Socket	STM1219	5" Extension	S110P
20 mm 12 pt. Std. Socket	STM1220	10" Extension	S115P
21 mm 12 pt. Std. Socket	STM1221	Universal Joint	S140
22 mm 12 pt. Std. Socket	STM1222	Clip Rail	248
23 mm 12 pt. Std. Socket	STM1223	Clip Rail	258
24 mm 12 pt. Std. Socket	STM1224	Metal Box	BX21



MS31K

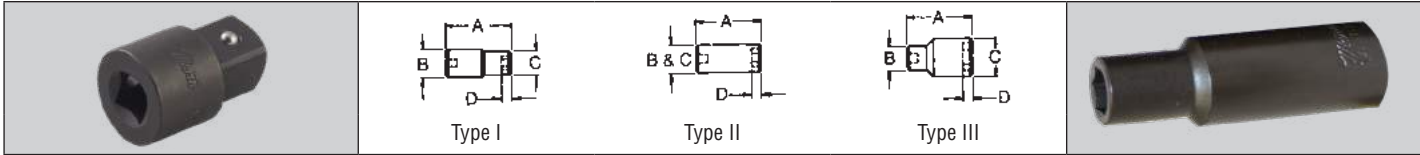
METRIC

1/2" DRIVE 12 POINT STANDARD AND DEEP METRIC SOCKET SET

10 mm 12 pt. Std. Socket	STM1210	16 mm 12 pt. Deep Socket	SMD1216
11 mm 12 pt. Std. Socket	STM1211	17 mm 12 pt. Deep Socket	SMD1217
12 mm 12 pt. Std. Socket	STM1212	18 mm 12 pt. Deep Socket	SMD1218
13 mm 12 pt. Std. Socket	STM1213	19 mm 12 pt. Deep Socket	SMD1219
14 mm 12 pt. Std. Socket	STM1214	20 mm 12 pt. Deep Socket	SMD1220
15 mm 12 pt. Std. Socket	STM1215	21 mm 12 pt. Deep Socket	SMD1221
16 mm 12 pt. Std. Socket	STM1216	22 mm 12 pt. Deep Socket	SMD1222
17 mm 12 pt. Std. Socket	STM1217	24 mm 12 pt. Deep Socket	SMD1224
18 mm 12 pt. Std. Socket	STM1218	25 mm 12 pt. Deep Socket	SMD1225
19 mm 12 pt. Std. Socket	STM1219	26 mm 12 pt. Deep Socket	SMD1226
20 mm 12 pt. Std. Socket	STM1220	5" Extension	S110P
21 mm 12 pt. Std. Socket	STM1221	10" Extension	S115P
22 mm 12 pt. Std. Socket	STM1222	17" Flexible Handle	SF41
23 mm 12 pt. Std. Socket	STM1223	10" Reversible Ratchet	SF51
24 mm 12 pt. Std. Socket	STM1224	Clip Rail	258
25 mm 12 pt. Std. Socket	STM1225	Clip Rail	261
26 mm 12 pt. Std. Socket	STM1226	Metal Box	BX21



1/2" Drive Power/Impact



Martin Heavy-Duty Power Impact Sockets are Specially Designed for Use with All Types of Power Wrenches. All Sockets are Hot Forged from the Finest Alloy Steels for Maximum Strength and Durability. Heat Treated by Carefully Controlled Methods, the Sockets are Accurately Broached in 6 Point Openings. All Power Impact Sockets are Finished in Rust Resistant Black Oxide.

1/2" Square Drive 6 Point Standard

Opening	Type	Length	Drive End	Opening End	Minimum Depth	Weight Each (lb)	Part Number	Std. Pkg. Qty.	Opening
		A	B	C	D		Industrial Black		
3/8	I	1-15/32	15/16	21/32	5/32	.14	4612	5	3/8
7/16	I	1-15/32	15/16	45/64	7/32	.16	4614	5	7/16
1/2	I	1-15/32	15/16	25/32	7/64	.18	4616	5	1/2
9/16	I	1-15/32	15/16	55/64	21/64	.17	4618	5	9/16
5/8	II	1-15/32	—	15/16	3/8	.20	4620	5	5/8
11/16	II	1-1/2	—	1	3/8	.23	4622	5	11/16
3/4	II	1-1/2	—	1-5/64	7/16	.23	4624	5	3/4
13/16	II	1-9/16	—	1-5/32	29/64	.25	4626	5	13/16
7/8	II	1-5/8	—	1-7/32	1/2	.31	4628	5	7/8
15/16	II	1-5/8	—	1-19/64	35/64	.33	4630	5	15/16
1	III	1-11/16	1-3/8	1-23/64	35/64	.45	4632	5	1
1-1/16	III	1-3/4	1-3/8	1-7/16	5/8	.50	4634	5	1-1/16
1-1/8	III	1-13/16	1-3/8	1-1/2	21/32	.60	4636	5	1-1/8
1-3/16	III	1-7/8	1-3/8	1-11/16	21/32	.65	4638	5	1-3/16
1-1/4	III	1-59/64	1-3/8	1-3/4	3/4	.70	4640	5	1-1/4
1-5/16	III	2	1-3/8	2-1/64	1-1/16	.80	4642	5	1-5/16
1-3/8	III	2-1/16	1-17/32	2-1/16	1-1/8	.95	4644	5	1-3/8
1-7/16	III	2-1/8	1-17/32	2-5/32	1-5/32	1.00	4646	5	1-7/16
1-1/2	III	2-3/16	1-17/32	2-15/64	1-3/16	1.15	4648	5	1-1/2

1/2" Square Drive 6 Point Deep

Opening	Type	Length	Drive End	Opening End	Minimum Depth	Weight Each (lb)	Part Number	Std. Pkg. Qty.	Opening
		A	B	C	D		Industrial Black		
3/8	I	3-1/4	15/16	5/8	5/32	.42	14612	5	3/8
7/16	I	3-1/4	15/16	45/64	7/32	.42	14614	5	7/16
1/2	I	3-1/4	15/16	25/32	17/64	.43	14616	5	1/2
9/16	I	3-1/4	15/16	55/64	21/64	.43	14618	5	9/16
5/8	II	3-1/4	—	15/16	3/8	.40	14620	5	5/8
11/16	II	3-1/4	—	1	2-35/64	.37	14622	5	11/16
3/4	II	3-1/4	—	1-5/64	2-1/2	.45	14624	5	3/4
13/16	II	3-1/4	—	1-5/32	2-1/2	.49	14626	5	13/16
7/8	II	3-1/4	—	1-7/32	2-3/4	.54	14628	5	7/8
15/16	II	3-1/4	—	1-19/64	2-27/64	.62	14630	5	15/16
1	III	3-1/2	1-3/32	1-23/64	2-45/64	.57	14632	5	1
1-1/16	III	3-1/2	1-7/64	1-7/16	2-21/32	.62	14634	5	1-1/16
1-1/8	III	3-1/2	1-7/64	1-5/8	2-5/8	.62	14636	5	1-1/8
1-3/16	III	3-1/2	1-7/64	1-3/4	2-19/32	.73	14638	5	1-3/16
1-1/4	III	3-1/2	1-7/64	1-41/64	2-19/32	.73	14640	5	1-1/4
1-5/16	III	3-5/8	1-7/64	2-1/64	2-9/16	.85	14642	5	1-5/16
1-3/8	III	3-5/8	1-17/32	2-1/16	2-35/64	.89	14644	5	1-3/8
1-7/16	III	3-5/8	1-17/32	2-5/32	2-1/2	.9	14646	5	1-7/16
1-1/2	III	3-5/8	1-17/32	2-15/64	2-1/2	1.0	14648	5	1-1/2

Item	Description	Wt. Ea. (lb)	Part No.	Std. Pkg. Qty.
	Universal 1/2 U-Joint	.44	4140A	5
	Adaptor 1/2 F x 3/8M	.13	42A	5
	Adaptor 1/2 F x 3/4M	.44	46	5
	6" Extension	.67	4105A	5

IS6K

1/2" DRIVE 6 POINT STANDARD IMPACT SOCKET SET


1/2" 6 pt. Socket	4616	3/4" 6 pt. Socket	4624
9/16" 6 pt. Socket	4618	13/16" 6 pt. Socket	4626
5/8" 6 pt. Socket	4620	Twist Lock Clip Rail	208R
11/16" 6 pt. Socket	4622		



IS6KD

1/2" DRIVE 6 POINT DEEP IMPACT SOCKET SET

1/2" 6 pt. Deep Socket	14616	3/4" 6 pt. Deep Socket	14624
9/16" 6 pt. Deep Socket	14618	13/16" 6 pt. Deep Socket	14626
5/8" 6 pt. Deep Socket	14620	Twist Lock Clip Rail	208R
11/16" 6 pt. Deep Socket	14622		



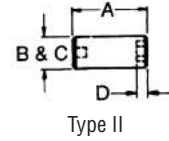
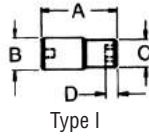
IS10KD

1/2" DRIVE 6 POINT DEEP IMPACT SOCKET SET

7/16" 6 pt. Deep Socket	14614	13/16" 6 pt. Deep Socket	14626
1/2" 6 pt. Deep Socket	14616	7/8" 6 pt. Deep Socket	14628
9/16" 6 pt. Deep Socket	14618	15/16" 6 pt. Deep Socket	14630
5/8" 6 pt. Deep Socket	14620	1" 6 pt. Deep Socket	14632
11/16" 6 pt. Deep Socket	14622	Twist Lock Clip Rail	213R
3/4" 6 pt. Deep Socket	14624		



1/2" Drive Metric Socket Sets Power/Impact



1/2" Square Drive 6 Point Standard – Metric

Opening	Type	Length	Drive End	Opening End	Minimum Depth	Weight Each (lb)	Part Number	Std. Pkg. Qty.	Opening
		A	B	C	D		Industrial Black		
13 mm	I	38.0 mm	24.7 mm	18.9 mm	8.0 mm	.17	4M613	5	13 mm
14 mm	I	38.0 mm	24.7 mm	20.3 mm	9.0 mm	.17	4M614	5	14 mm
15 mm	II	38.0 mm	—	24.7 mm	9.0 mm	.17	4M615	5	15 mm
16 mm	II	38.0 mm	—	24.7 mm	10.0 mm	.17	4M616	5	16 mm
17 mm	II	38.0 mm	—	26.3 mm	11.0 mm	.17	4M617	5	17 mm
18 mm	II	38.0 mm	—	27.2 mm	12.0 mm	.17	4M618	5	18 mm
19 mm	II	41.0 mm	—	29.5 mm	12.0 mm	.09	4M619	5	19 mm
21 mm	II	41.0 mm	—	32.0 mm	13.0 mm	.09	4M621	5	21 mm
22 mm	II	41.0 mm	—	33.0 mm	14.0 mm	.09	4M622	5	22 mm
24 mm	II	41.0 mm	—	35.5 mm	14.5 mm	.09	4M624	5	24 mm
27 mm	II	41.0 mm	—	39.6 mm	14.5 mm	.09	4M627	5	27 mm

MIS6K

METRIC

1/2" DRIVE 6 POINT STANDARD METRIC IMPACT SOCKET SET

13 mm 6 pt. Std. Socket	4M613	17 mm 6 pt. Std. Socket	4M617
14 mm 6 pt. Std. Socket	4M614	18 mm 6 pt. Std. Socket	4M618
15 mm 6 pt. Std. Socket	4M615	Twist Lock Clip Rail	208B
16 mm 6 pt. Std. Socket	4M616		



MIS11K

METRIC

1/2" DRIVE 6 POINT STANDARD METRIC IMPACT SOCKET SET

13 mm 6 pt. Std. Socket	4M613	19 mm 6 pt. Std. Socket	4M619
14 mm 6 pt. Std. Socket	4M614	21 mm 6 pt. Std. Socket	4M621
15 mm 6 pt. Std. Socket	4M615	22 mm 6 pt. Std. Socket	4M622
16 mm 6 pt. Std. Socket	4M616	24 mm 6 pt. Std. Socket	4M624
17 mm 6 pt. Std. Socket	4M617	27 mm 6 pt. Std. Socket	4M627
18 mm 6 pt. Std. Socket	4M618	Twist Lock Clip Rail	213B

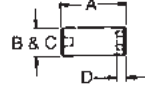




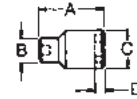
3/4" Drive Sockets & Attachments – Chrome



Type I



Type II



Type III

3/4" Square Drive 12 Point Standard Chrome

Opening	Type	Length	Drive End	Opening End	Minimum Depth	Weight Each (lb)	Part Number	Std. Pkg. Qty.	Opening
		A	B	C	D		Chrome		
3/4	I	2	1-19/64	1-13/64	1/2	.40	H1224	5	3/4
13/16	II	2	—	1-19/64	1/2	.41	H1226	5	13/16
7/8	II	2	—	1-11/32	1/2	.35	H1228	5	7/8
15/16	II	2	—	1-3/8	35/64	.43	H1230	5	15/16
1	II	2-1/16	—	1-7/16	35/64	.50	H1232	5	1
1-1/16	III	2-1/16	1-7/16	1-9/16	5/8	.57	H1234	5	1-1/16
1-1/8	III	2-1/8	1-7/16	1-5/8	21/32	.65	H1236	5	1-1/8
1-3/16	III	2-1/16	1-7/16	1-11/16	21/32	.59	H1238	5	1-3/16
1-1/4	III	2-3/16	1-9/16	1-13/16	3/4	.78	H1240	5	1-1/4
1-5/16	III	2-1/4	1-9/16	1-7/8	49/64	.79	H1242	3	1-5/16
1-3/8	III	2-1/4	1-9/16	1-7/8	25/32	.69	H1244	3	1-3/8
1-7/16	III	2-5/16	1-9/16	2-1/64	7/8	.87	H1246	3	1-7/16
1-1/2	III	2-5/16	1-35/64	2-3/32	55/64	.94	H1248	3	1-1/2
1-9/16	III	2-5/16	1-19/32	2-3/32	55/64	.91	H1250	3	1-9/16
1-5/8	III	2-3/8	1-19/32	2-5/32	1	.98	H1252	3	1-5/8
1-11/16	III	2-7/16	1-5/8	2-7/32	1	1.00	H1254	3	1-11/16
1-3/4	III	2-1/2	1-21/32	2-5/16	1-3/32	1.23	H1256	3	1-3/4
1-13/16	III	2-13/16	1-3/4	2-3/8	1-1/8	1.31	H1258	3	1-13/16
1-7/8	III	2-7/8	1-3/4	2-15/32	1-1/8	1.33	H1260	3	1-7/8
2	III	3	1-3/4	2-39/64	1-7/32	1.54	H1264	1	2
2-1/16	III	3-1/32	1-15/16	2-23/32	1-7/32	2.13	H1266	1	2-1/16
2-1/8	III	3-1/16	1-15/16	2-55/64	1-7/32	2.19	H1268	1	2-1/8
2-3/16	III	3-1/16	1-15/16	2-55/64	1-3/8	2.00	H1270	1	2-3/16
2-1/4	III	3-3/16	2	3-1/16	1-3/8	2.50	H1272	1	2-1/4
2-3/8	III	3-1/4	2	3-1/16	1-3/8	2.16	H1276	1	2-3/8

Item	3/4" Attachment	Description	Weight Each (lb)	Chrome Part No.	Blank Part No.	Std. Pkg. Qty.
Flexible Handle		21-5/8" Flexible Hdl.	5.63	H41A	—	1
		21-5/8" Flexible Hdl.	5.63	—	BLKH41A	1
Ratchet		20° Rev. Ratchet	5.38	H51	—	1
Repair Kit		Ratchet Repair Kit	1	H51RU	—	1
Ratchet		24° Rev. Ratchet	5.38	—	BLKH51	1
Repair Kit		Ratchet Repair Kit	1	—	BLKH51RU	1
Sliding T		17-1/2" Sliding Hdl.	2.45	H20A	—	1
Extension		3-1/2" Extension	1.27	H104	—	1
		8" Extension	2.25	H110	—	1
		16" Extension	3.13	H115	—	1
Universal		U-Joint	1.08	H140	—	1

3/4" Drive Socket Sets – Chrome



H12K

3/4" DRIVE 12 POINT STANDARD SOCKET SET

7/8" 12 pt. Socket	H1228	1-7/16" 12 pt. Socket	H1246
15/16" 12 pt. Socket	H1230	1-1/2" 12 pt. Socket	H1248
1-1/16" 12 pt. Socket	H1234	1-5/8" 12 pt. Socket	H1252
1-1/8" 12 pt. Socket	H1236	Rev. Ratchet	H51
1-1/4" 12 pt. Socket	H1240	8" Extension	H110
1-5/16" 12 pt. Socket	H1242	Metal Box	96A
1-3/8" 12 pt. Socket	H1244		



H17K

3/4" DRIVE 12 POINT STANDARD SOCKET SET

7/8" 12 pt. Socket	H1228	1-5/8" 12 pt. Socket	H1252
15/16" 12 pt. Socket	H1230	1-3/4" 12 pt. Socket	H1256
1-1/16" 12 pt. Socket	H1234	1-13/16" 12 pt. Socket	H1258
1-1/8" 12 pt. Socket	H1236	1-7/8" 12 pt. Socket	H1260
1-1/4" 12 pt. Socket	H1240	2" 12 pt. Socket	H1264
1-5/16" 12 pt. Socket	H1242	Rev. Ratchet	H51
1-3/8" 12 pt. Socket	H1244	8" Extension	H110
1-7/16" 12 pt. Socket	H1246	16" Extension	H115
1-1/2" 12 pt. Socket	H1248	Metal Box	237



H20K

3/4" DRIVE 12 POINT STANDARD SOCKET SET

7/8" 12 pt. Socket	H1228	1-11/16" 12 pt. Socket	H1254
15/16" 12 pt. Socket	H1230	1-3/4" 12 pt. Socket	H1256
1" 12 pt. Socket	H1232	1-13/16" 12 pt. Socket	H1258
1-1/16" 12 pt. Socket	H1234	1-7/8" 12 pt. Socket	H1260
1-1/8" 12 pt. Socket	H1236	2" 12 pt. Socket	H1264
1-1/4" 12 pt. Socket	H1240	Rev. Ratchet	H51
1-5/16" 12 pt. Socket	H1242	3-1/2" Extension	H104
1-3/8" 12 pt. Socket	H1244	8" Extension	H110
1-7/16" 12 pt. Socket	H1246	2-15/8" Flexible Hdle.	H41A
1-1/2" 12 pt. Socket	H1248	Metal Box	237
1-5/8" 12 pt. Socket	H1252		

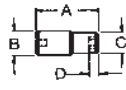


H22K

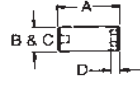
3/4" DRIVE 12 POINT STANDARD SOCKET SET

7/8" 12 pt. Socket	H1228	1-11/16" 12 pt. Socket	H1254
15/16" 12 pt. Socket	H1230	1-3/4" 12 pt. Socket	H1256
1" 12 pt. Socket	H1232	1-13/16" 12 pt. Socket	H1258
1-1/16" 12 pt. Socket	H1234	1-7/8" 12 pt. Socket	H1260
1-1/8" 12 pt. Socket	H1236	2" 12 pt. Socket	H1264
1-1/4" 12 pt. Socket	H1240	Rev. Ratchet	H51
1-5/16" 12 pt. Socket	H1242	3-1/2" Extension	H104
1-3/8" 12 pt. Socket	H1244	8" Extension	H110
1-7/16" 12 pt. Socket	H1246	16" Extension	H115
1-1/2" 12 pt. Socket	H1248	Universal Joint	H140
1-9/16" 12 pt. Socket	H1250	Metal Box	237
1-5/8" 12 pt. Socket	H1252		

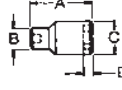




Type I



Type II



Type III



3/4" Square Drive 6 Point Standard

Opening	Type	Length		Drive End	Opening End	Minimum Depth	Weight Each (lb)	Part Number	Std. Pkg. Qty.	Opening
		A	B	C	D	Industrial Black				
5/8	I	2-1/8	1-5/8	1-5/8	1-5/8	9/32	.65	6620	5	5/8
11/16	I	2-1/8	1-5/8	1-5/8	1-5/8	5/16	.66	6622	5	11/16
3/4	I	2-1/8	1-5/8	1-5/8	1-15/64	9/16	.67	6624	5	3/4
13/16	I	2-1/8	1-5/8	1-5/8	1-23/64	39/64	.75	6626	5	13/16
7/8	I	2-1/8	1-5/8	1-1/2	1-1/2	39/64	.91	6628	5	7/8
15/16	I	2-1/8	1-5/8	1-9/16	1-9/16	19/32	.77	6630	5	15/16
1	II	2-1/8	—	1-5/8	1-5/8	35/64	.85	6632	5	1
1-1/16	II	2-1/8	—	1-11/16	1-11/16	13/16	.83	6634	5	1-1/16
1-1/8	II	2-1/8	—	1-3/4	1-3/4	13/16	.92	6636	5	1-1/8
1-3/16	II	2-1/8	—	1-7/8	1-7/8	7/8	.94	6638	5	1-3/16
1-1/4	II	2-1/8	—	2	2	29/32	1.24	6640	3	1-1/4
1-5/16	II	2-1/8	—	2	2	49/64	1.38	6642	3	1-5/16
1-3/8	III	2-1/4	1-29/32	2-1/8	2-1/8	25/32	1.38	6644	3	1-3/8
1-7/16	III	2-1/4	1-29/32	2-1/8	2-1/8	51/64	1.33	6646	3	1-7/16
1-1/2	III	2-1/2	1-29/32	2-5/16	2-5/16	55/64	1.71	6648	3	1-1/2
1-9/16	III	2-1/2	1-29/32	2-13/32	2-13/32	55/64	1.80	6650	3	1-9/16
1-5/8	III	2-1/2	1-29/32	2-7/16	2-7/16	1	1.83	6652	3	1-5/8
1-11/16	III	2-5/8	1-29/32	2-1/2	2-1/2	1	1.90	6654	3	1-11/16
1-3/4	III	2-5/8	1-29/32	2-9/16	2-9/16	1	2.01	6656	3	1-3/4
1-13/16	III	2-5/8	1-29/32	2-5/8	2-5/8	1	2.16	6658	3	1-13/16
1-7/8	III	2-3/4	1-29/32	2-23/32	2-23/32	1-1/16	2.20	6660	3	1-7/8
1-15/16	III	2-3/4	1-29/32	2-13/16	2-13/16	1-1/16	2.25	6662	3	1-15/16
2	III	2-7/8	1-29/32	2-15/16	2-15/16	1-1/16	2.30	6664	3	2
2-1/16	III	2-7/8	1-29/32	2-31/32	2-31/32	1-35/64	—	6666	3	2-1/16
2-1/8	III	3-1/16	1-29/32	3-3/64	3-3/64	1-23/32	—	6668	3	2-1/8
2-3/16	III	3-3/16	1-29/32	3-9/64	3-9/64	1-13/16	—	6670	3	2-3/16
2-1/4	III	3-3/16	1-29/32	3-7/32	3-7/32	1-51/64	—	6672	3	2-1/4
2-3/8	III	3-1/4	1-29/32	3-3/8	3-3/8	2-1/16	—	6676	3	2-3/8
2-7/16	III	3-1/4	2-1/4	3-25/64	3-25/64	1-15/16	—	6678	3	2-7/16
2-1/2	III	3-1/4	2-1/4	3-17/32	3-17/32	1-15/16	—	6680	3	2-1/2

3/4" Square Drive 6 Point Deep

Opening	Type	Length		Drive End	Opening End	Minimum Depth	Weight Each (lb)	Part Number	Std. Pkg. Qty.	Opening
		A	B	C	D	Industrial Black				
3/4	I	3-1/8	1-5/8	1-5/8	1-15/64	21/64	1.10	16624	5	3/4
13/16	I	3-1/8	1-5/8	1-5/8	1-23/64	3/8	1.14	16626	5	13/16
7/8	I	3-1/8	1-5/8	1-1/2	1-1/2	3/8	1.24	16628	5	7/8
15/16	I	3-1/8	1-5/8	1-9/16	1-9/16	19/32	1.10	16630	5	15/16
1	II	3-1/8	—	1-5/8	1-5/8	35/64	1.30	16632	5	1
1-1/16	I	3-1/2	1-3/4	1-5/8	1-5/8	13/16	1.42	16634	5	1-1/16
1-1/8	I	3-1/2	1-3/4	1-11/16	1-11/16	13/16	1.39	16636	3	1-1/8
1-3/16	I	3-1/2	1-7/8	1-13/16	1-13/16	13/16	1.63	16638	3	1-3/16
1-1/4	II	3-1/2	—	1-13/16	1-13/16	29/32	1.58	16640	3	1-1/4
1-5/16	II	3-1/2	—	2	2	7/8	2.02	16642	3	1-5/16
1-3/8	III	3-1/2	1-29/32	2-1/8	2-1/8	7/8	2.13	16644	3	1-3/8
1-7/16	III	3-1/2	1-29/32	2-1/8	2-1/8	7/8	2.00	16646	3	1-7/16
1-1/2	III	3-1/2	1-29/32	2-5/16	2-5/16	55/64	2.33	16648	3	1-1/2
1-9/16	III	3-1/2	1-29/32	2-13/32	2-13/32	55/64	2.50	16650	3	1-9/16
1-5/8	III	3-1/2	1-29/32	2-7/16	2-7/16	55/64	2.70	16652	3	1-5/8
1-11/16	III	3-1/2	1-29/32	2-1/2	2-17/64	2-17/64	3.00	16654	3	1-11/16
1-3/4	III	3-1/2	1-29/32	2-7/16	2-13/64	2-13/64	3.20	16656	3	1-3/4
1-13/16	III	3-1/2	1-29/32	2-7/16	2-13/64	2-13/64	3.20	16658	3	1-13/16
1-7/8	III	3-1/2	1-29/32	2-23/32	2-15/16	2-15/16	3.40	16660	3	1-7/8
2	III	3-3/4	1-29/32	2-15/16	2-25/16	2-25/16	4.00	16664	3	2
2-1/16	III	3-3/4	1-29/32	2-31/32	2-7/16	2-7/16	—	16666	3	2-1/16
2-1/8	III	3-3/4	1-29/32	3-3/64	2-7/16	2-7/16	—	16668	3	2-1/8
2-3/16	III	4-1/4	1-29/32	3-3/64	2-1/2	2-1/2	—	16670	3	2-3/16
2-1/4	III	4-1/4	1-29/32	3-9/64	2-1/2	2-1/2	—	16672	3	2-1/4
2-3/8	III	4-1/4	1-29/32	3-3/8	2-1/2	2-1/2	—	16676	3	2-3/8
2-7/16	III	4-1/4	2-1/4	3-29/64	2-1/2	2-1/2	—	16678	3	2-7/16
2-1/2	III	4-1/4	2-1/4	3-17/32	2-7/8	2-7/8	—	16680	3	2-1/2

3/4" Drive Power/Impact Attachments & Socket Sets



Type	Item	Description	Wt. Each (lb)	Part Number	Std. Pkg. Qty.
Adaptor		3/4F x 1/2M	.06	64A	5
		3/4F x 1M	.06	67	5
Extension		7" Extension	1.77	6107	5
		10" Extension	2.25	6110	5
		13" Extension	4.15	6113	5
Universal Joint		4-1/16 Length Max.	.77	6140A	5
Ret Ring®		Fits Part No. 64A	.01	M10005S	1
		Fits Part No. 67	.01	M10032S	1
		Fits Part No. 6107	.01	M10032S	1
		Fits Part No. 6110	.01	M10032S	1
		Fits Part No. 6113	.01	M10032S	1
		Fits Part No. 6140A	.01	M10032S	1
		Fits Part No. 6620 - 6634	.01	M10032S	1
		Fits Part No. 6636	.01	M10034S	1
		Fits Part No. 6638 - 6664	.01	M18708S	1
		Fits Part No. 16624 - 16634	.01	M10032S	1
		Fits Part No. 16636 - 16664	.01	M10034S	1

IH8K

3/4" DRIVE 6 POINT DEEP IMPACT SOCKET SET

7/8" 6 pt. Deep Impact Socket	16628	1-1/8" 6 pt. Deep Impact Socket	16636
15/16" 6 pt. Deep Impact Socket	16630	1-1/4" 6 pt. Deep Impact Socket	16640
1" 6 pt. Deep Impact Socket	16632	1-5/16" 6 pt. Deep Impact Socket	16642
1-1/16" 6 pt. Deep Impact Socket	16634	1-1/2" 6 pt. Deep Impact Socket	16648



IH9K

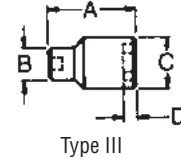
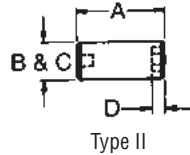
3/4" DRIVE 6 POINT DEEP IMPACT SOCKET SET

3/4" 6 pt. Std. Impact Socket	6624	1-1/16" 6 pt. Std. Impact Socket	6634
13/16" 6 pt. Std. Impact Socket	6626	1-1/8" 6 pt. Std. Impact Socket	6636
7/8" 6 pt. Std. Impact Socket	6628	1-3/16" 6 pt. Std. Impact Socket	6638
15/16" 6 pt. Std. Impact Socket	6630	1-1/4" 6 pt. Std. Impact Socket	6640
1" 6 pt. Std. Impact Socket	6632		





1" Drive Chrome Sockets



1" Square Drive 12 Point Standard Chrome

Opening	Type	Length	Drive End	Opening End	Minimum Depth	Weight Each (lb)	Part Number	Std. Pkg. Qty.	Opening
		A	B	C	D		Chrome		
1-1/16	II	2-9/32	—	1-41/64	5/8	.90	X1234	1	1-1/16
1-1/8	II	2-9/32	—	1-11/16	21/32	.90	X1236	1	1-1/8
13/16	II	2-9/32	—	1-3/4	21/32	.90	X1238	1	1-3/16
1-1/4	II	2-9/32	—	1-13/16	3/4	.90	X1240	1	1-1/4
1-5/16	III	2-11/32	—	1-7/8	49/64	.90	X1242	1	1-5/16
1-3/8	III	2-7/16	1-3/4	1-15/16	25/32	.94	X1244	1	1-3/8
1-7/16	III	2-1/2	1-3/4	2	7/8	.94	X1246	1	1-7/16
1-1/2	III	2-9/16	1-3/4	2-1/8	55/64	1.06	X1248	1	1-1/2
1-5/8	III	2-11/16	1-3/4	2-1/4	1	1.06	X1252	1	1-5/8
1-11/16	III	2-3/4	1-15/16	2-3/8	1	1.50	X1254	1	1-11/16
1-3/4	III	2-13/16	1-15/16	2-1/2	1-3/32	1.50	X1256	1	1-3/4
1-13/16	III	2-7/8	1-15/16	2-9/16	1-1/8	1.63	X1258	1	1-13/16
1-7/8	III	2-15/16	2-1/4	2-5/8	1-1/8	1.94	X1260	1	1-7/8
1-15/16	III	3	2-1/4	2-3/4	1-7/32	2.25	X1262	1	1-15/16
2	III	3	2-1/4	2-3/4	1-7/32	2.19	X1264	1	2
2-1/8	III	3-1/16	2-1/4	2-15/16	1-3/8	2.44	X1268	1	2-1/8
2-3/16	III	3-1/8	2-1/4	3	1-3/8	2.50	X1270	1	2-3/16
2-1/4	III	3-3/16	2-1/4	3-1/16	1-3/8	2.38	X1272	1	2-1/4
2-5/16	III	3-1/4	2-1/4	3-5/32	1-3/8	2.69	X1274	1	2-5/16
2-3/8	III	3-5/16	2-1/4	3-1/4	1-3/8	2.88	X1276	1	2-3/8
2-7/16	III	3-3/8	2-1/4	3-5/16	1-3/8	2.88	X1278	1	2-7/16
2-1/2	III	3-7/16	2-1/4	3-3/8	1-3/8	3.00	X1280	1	2-1/2
2-9/16	III	3-1/2	2-1/4	3-3/8	1-1/2	3.13	X1282	1	2-9/16
2-5/8	III	3-9/16	2-1/4	3-9/16	1-3/4	3.63	X1284	1	2-5/8
2-3/4	III	3-11/16	2-43/64	3-23/32	1-3/4	4.63	X1288	1	2-3/4
2-13/16	III	3-3/4	2-43/64	3-53/64	1-3/4	5.13	X1290	1	2-13/16
2-15/16	III	3-7/8	2-43/64	3-61/64	2	5.25	X1294	1	2-15/16
3	III	3-15/16	2-43/64	4-1/64	2	5.56	X1296	1	3
3-1/8	III	4-1/16	2-43/64	4-11/64	2-13/64	5.25	X12100	1	3-1/8
3-3/8	III	4-1/16	2-43/64	4-17/32	2-13/64	6.31	X12108	1	3-3/8
3-1/2	III	4-1/16	2-43/64	4-11/16	2-13/64	6.50	X12112	1	3-1/2

Martin Heavy-Duty Chrome Hand Tool Sockets are Manufactured to Extremely Close Tolerances of American Alloy Steel. The 12 Point Broach Opening Provides a Secure Fit for Absolute Tightening and Loosening.

WARNING: Only Power Impact Sockets Should Be Used on Pneumatic or Electric Impact Wrenches. Never Use Chrome Sockets.

1" Drive Attachments & Socket Set



Item	1" Attachment	Description	Weight Each (lb)	Part Number		Std. Pkg. Qty.
				Chrome	Ind. Black	
Ratchet		30" Rev. Ratchet	7.94	X51	-	1
Repair Kit		Ratchet Repair	1.13	X51RU	-	1
Ratchet		30" Rev. Ratchet	1.13	-	BLKX51	1
Repair Kit		Ratchet Repair	1.13	-	BLKX51RU	1
Extension		8" Extension	2.31	X108	-	1
		17" Extension	4.31	X117	-	1
Flex Handle		26" Flexible Hdle.	8.19	X41A	-	1

X21K

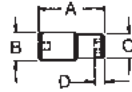
1" DRIVE 12 POINT STANDARD SOCKET SET

1-7/16" 12 pt. Std. Socket	X1246	2-3/8" 12 pt. Std. Socket	X1276
1-1/2" 12 pt. Std. Socket	X1248	2-1/2" 12 pt. Std. Socket	X1280
1-5/8" 12 pt. Std. Socket	X1252	2-5/8" 12 pt. Std. Socket	X1284
1-11/16" 12 pt. Std. Socket	X1254	2-3/4" 12 pt. Std. Socket	X1288
1-3/4" 12 pt. Std. Socket	X1256	2-15/16" 12 pt. Std. Socket	X1294
1-13/16" 12 pt. Std. Socket	X1258	3-1/8" 12 pt. Std. Socket	X12100
1-7/8" 12 pt. Std. Socket	X1260	Reversible Ratchet	X51
2" 12 pt. Std. Socket	X1264	8" Extension	X108
2-1/8" 12 pt. Std. Socket	X1268	17" Extension	X117
2-3/16" 12 pt. Std. Socket	X1270	Flexible Handle	X41A
2-1/4" 12 pt. Std. Socket	X1272	Metal Box	299

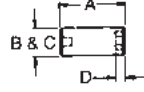


Martin Heavy-Duty Chrome Hand Tool Sockets are Manufactured to Extremely Close Tolerances of American Alloy Steel. The 12 Point Broach Opening Provides a Secure Fit for Absolute Tightening and Loosening.

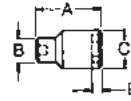
WARNING: Only Power Impact Sockets Should Be Used on Pneumatic or Electric Impact Wrenches. Never Use Chrome Sockets.



Type I



Type II



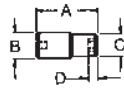
Type III



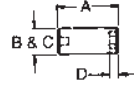
1" Drive 6 Point Standard

Opening	Type	Length	Drive End	Opening End	Minimum Depth	Weight Each (lb)	Part Number	Std. Pkg. Qty.	Opening
		A	B	C	D		Industrial Black		
3/4	I	2-1/4	2	1-7/16	1-1/4	1.13	7624	1	3/4
13/16	I	2-1/4	2	1-7/16	1-1/4	1.00	7626	1	13/16
7/8	I	2-13/32	2	1-17/32	45/64	1.06	7628	1	7/8
15/16	I	2-7/16	2	1-9/16	23/32	1.06	7630	1	15/16
1	I	2-17/32	2	1-21/32	49/64	1.19	7632	1	1
1-1/16	I	2-9/16	2	1-3/4	13/64	1.25	7634	1	1-1/16
1-1/8	I	2-9/16	2	1-13/16	27/64	1.25	7636	1	1-1/8
1-3/16	II	2-11/16	—	2-1/16	29/32	1.50	7638	1	1-3/16
1-1/4	II	2-11/16	—	2-1/16	29/32	1.50	7640	1	1-1/4
1-5/16	II	2-11/16	—	2-1/16	49/64	1.44	7642	1	1-5/16
1-3/8	III	2-11/16	2-1/8	2-1/4	49/64	1.69	7644	1	1-3/8
1-7/16	III	2-11/16	2-1/8	2-1/4	55/64	1.63	7646	1	1-7/16
1-1/2	III	2-11/16	2-1/8	2-1/4	55/64	1.56	7648	1	1-1/2
1-9/16	III	2-11/16	2-1/4	2-1/2	1	1.75	7650	1	1-9/16
1-5/8	III	2-11/16	2-1/4	2-1/2	1	1.81	7652	1	1-5/8
1-11/16	III	2-11/16	2-1/4	2-1/2	1	1.88	7654	1	1-11/16
1-3/4	III	2-11/16	2-7/16	2-3/4	1	2.50	7656	1	1-3/4
1-13/16	III	2-11/16	2-7/16	2-3/4	1-1/16	2.50	7658	1	1-13/16
1-7/8	III	2-3/16	2-7/16	2-3/4	1-1/16	2.56	7660	1	1-7/8
1-15/16	III	3	2-7/16	2-63/64	1-1/16	3.00	7662	1	1-15/16
2	III	3	2-7/16	2-63/64	1-11/64	2.88	7664	1	2
2-1/16	III	3	2-7/16	2-63/64	1-11/64	2.81	7666	1	2-1/16
2-1/8	III	3	2-7/16	3-1/4	1-13/64	3.63	7668	1	2-1/8
2-3/16	III	3-3/16	2-7/16	31/4	1-9/32	3.38	7670	1	2-3/16
2-1/4	III	3-3/16	2-7/16	3-1/4	1-9/32	3.19	7672	1	2-1/4
2-5/16	III	3-3/16	2-7/16	3-1/2	1-5/16	3.88	7674	1	2-5/16
2-3/8	III	3-1/4	2-7/16	3-1/2	1-23/64	3.75	7676	1	2-3/8
2-7/16	III	3-9/32	2-7/16	3-1/2	1-3/8	3.44	7678	1	2-7/16
2-1/2	III	3-5/16	2-7/16	3-1/2	1-1/2	3.78	7680	1	2-1/2
2-9/16	III	3-15/32	2-3/4	3-5/8	1-3/4	4.90	7682	1	2-9/16
2-5/8	III	3-15/32	2-3/4	3-45/64	1-3/4	4.95	7684	1	2-5/8
2-11/16	III	3-15/32	2-3/4	3-53/64	1-1/2	4.88	7686	1	2-11/16
2-3/4	III	3-9/16	2-3/4	3-53/64	1-3/4	4.94	7688	1	2-3/4
2-13/16	III	3-11/16	2-3/4	4-1/64	1-3/4	5.01	7690	1	2-13/16
2-7/8	III	3-3/4	2-3/4	4	1-3/4	5.30	7692	1	2-7/8
2-15/16	III	3-3/4	2-3/4	4-1/64	2	5.56	7694	1	2-15/16
3	III	3-7/8	2-3/4	4-11/64	2	5.75	7696	1	3
3-1/8	III	3-15/16	2-3/4	4-11/64	2-13/64	5.63	76100	1	3-1/8
3-1/4	III	4-1/16	2-3/4	4-35/64	2	6.19	76104	1	3-1/4
3-3/8	III	4-3/16	2-3/4	4-17/32	2-13/64	7.06	76108	1	3-3/8
3-1/2	III	4-5/16	2-3/4	4-11/16	2-13/64	7.25	76112	1	3-1/2

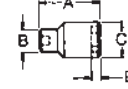
1" Drive Power/Impact Deep/Attachments



Type I



Type II

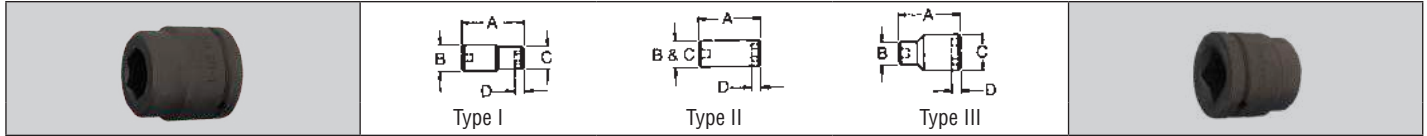


Type III

1" Drive 6 Point Standard

Opening	Type	Length	Drive End	Opening End	Minimum Depth	Weight Each (lb)	Part Number	Std. Pkg. Qty.	Opening
		A	B	C	D		Industrial Black		
3/4	I	3	2	1-7/16	23/64	2.25	17624	1	3/4
13/16	I	3	2	1-7/16	27/64	2.38	17626	1	13/16
7/8	I	3	2	1-17/32	39/64	2.41	17628	1	7/8
15/16	I	3	2	1-9/16	23/32	2.43	17630	1	15/16
1	I	3	2	1-21/32	23/32	2.38	17632	1	1
1-1/16	I	3	2	1-3/4	3/4	2.38	17634	1	1-1/16
1-1/8	I	3	2	1-13/16	13/16	2.39	17636	1	1-1/8
1-3/16	II	3	—	2-1/16	7/8	2.33	17638	1	1-3/16
1-1/4	II	3	—	2-1/16	29/32	2.31	17640	1	1-1/4
15/16	II	3	—	2-1/16	15/16	2.25	17642	1	1-5/16
1-3/8	III	3	2-1/8	2-1/4	49/64	2.10	17644	1	1-3/8
1-7/16	III	3	2-1/8	2-1/4	49/64	2.25	17646	1	1-7/16
1-1/2	III	4	2-1/8	2-1/4	55/64	2.75	17648	1	1-1/2
1-9/16	III	4	2-1/4	2-1/2	55/64	2.83	17650	1	1-9/16
1-5/8	III	4	2-1/4	2-1/2	1	2.84	17652	1	1-5/8
1-11/16	III	4	2-7/16	2-3/4	1	3.46	17654	1	1-11/16
1-3/4	III	4-1/16	2-7/16	2-3/4	1	3.46	17656	1	1-3/4
1-13/16	III	4-1/8	2-7/16	2-3/4	1	3.81	17658	1	1-13/16
1-7/8	III	4-3/16	2-7/16	2-3/4	1-1/16	3.85	17660	1	1-7/8
1-15/16	III	4-1/4	2-7/16	2-31/32	1-1/16	4.80	17662	1	1-15/16
2	III	4-5/16	2-7/16	2-31/32	1-1/16	4.52	17664	1	2
2-1/16	III	4-3/8	2-7/16	2-31/32	1-11/64	4.73	17666	1	2-1/16
2-1/8	III	4-7/16	2-7/16	3-1/4	1-11/64	5.00	17668	1	2-1/8
2-3/16	III	4-1/2	2-7/16	3-1/4	1-13/64	5.60	17670	1	2-3/16
2-1/4	III	4-21/32	2-7/16	3-1/4	1-9/32	5.30	17672	1	2-1/4
2-5/16	III	4-23/32	2-7/16	3-13/32	1-9/32	5.90	17674	1	2-5/16
2-3/8	III	4-3/4	2-7/16	3-31/64	1-5/16	6.50	17676	1	2-3/8

Type	Item	Description	Wt. Each (lb)	Part Number	Std. Pkg. Qty.
Adaptor Universal		1F x 3/4M	1	76	1
		1F x 1-1/2M	1	77	1
		Max. Length 4.5"	3.04	7140A	1
Extension		7" Extension	3.56	7107	1
		10" Extension	6	7110	1
		13" Extension	8.5	7113	1
Ret Ring®		Fits Part No. 76	0.01	M10008S	1
		Fits Part No. 77, 7140A, 7107, 7110, 7113	0.01	M10010S	1
		Fits Part No. 7624 - 7642	0.01	M10008S	1
		Fits Part No. 7644 - 7648	0.01	M10010S	1
		Fits Part No. 7650 - 7654	0.01	M10015S	1
		Fits Part No. 7656 - 7680	0.01	M10016S	1
		Fits Part No. 7684 - 7696	0.01	M10017S	1
		Fits Part No. 76100 - 76112	0.01	M10017S	1
		Fits Part No. 17624 - 17642	0.01	M10008S	1
		Fits Part No. 17644 - 17648	0.01	M10010S	1
		Fits Part No. 17650 - 17652	0.01	M10015S	1
Fits Part No. 17654 - 17676	0.01	M10016S	1		



1-1/2" Drive 6 Point Standard

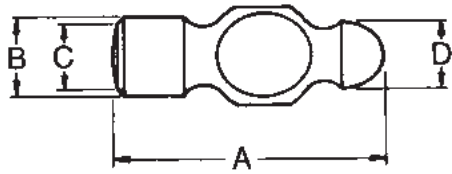
Opening	Type	Length	Drive End	Opening End	Minimum Depth	Weight Each (lb)	Part Number	Std. Pkg. Qty.	Opening
		A	B	C	D		Industrial Black		
1-3/8	I	3-1/8	3-1/4	2-3/4	3-7/4	5.70	8644	1	1-3/8
1-7/16	I	3-1/8	3-1/4	2-3/4	3-7/4	5.70	8646	1	1-7/16
1-1/2	I	3-1/8	3-1/4	2-7/8	5-5/64	5.70	8648	1	1-1/2
1-9/16	I	3-1/8	3-1/4	2-7/8	5-5/64	5.70	8650	1	1-9/16
1-5/8	I	3-3/16	3-1/4	3	5-5/64	5.70	8652	1	1-5/8
1-11/16	I	3-3/16	3-1/4	3	6-3/64	5.70	8654	1	1-11/16
1-3/4	I	3-1/4	3-1/4	3-1/8	6-3/64	5.70	8656	1	1-3/4
1-13/16	I	3-1/4	3-1/4	3-1/8	1	5.70	8658	1	1-13/16
1-7/8	I	3-3/8	3-1/4	3-1/8	1-1/16	5.70	8660	1	1-7/8
1-15/16	I	3-1/2	3-1/4	3-1/8	1-1/16	5.70	8662	1	1-15/16
2	II	3-5/8	—	3-1/4	1-1/16	5.70	8664	1	2
2-1/16	II	3-5/8	—	3-1/4	1-11/64	5.70	8666	1	2-1/16
2-1/8	III	3-5/8	3-1/4	3-1/2	1-11/64	6-.30	8668	1	2-1/8
2-3/16	III	3-5/8	3-1/4	3-1/2	1-13/64	6-.40	8670	1	2-3/16
2-1/4	III	3-3/4	3-1/4	3-3/4	1-9/32	6-.80	8672	1	2-1/4
2-5/16	III	3-3/4	3-1/4	3-3/4	1-9/32	7.20	8674	1	2-5/16
2-3/8	III	3-7/8	3-1/4	3-3/4	1-5/16	7.60	8676	1	2-3/8
2-7/16	III	3-7/8	3-1/4	3-7/8	1-23/64	7.90	8678	1	2-7/16
2-1/2	III	4	3-1/4	3-7/8	1-23/64	8.20	8680	1	2-1/2
2-9/16	III	4	3-1/4	4	1-25/64	8.50	8682	1	2-9/16
2-5/8	III	4-1/8	3-1/4	4	1-15/32	8.80	8684	1	2-5/8
2-11/16	III	4-1/4	3-1/4	4-1/8	1-15/32	8.90	8686	1	2-11/16
2-3/4	III	4-1/4	3-1/4	4-1/4	1-1/2	9.10	8688	1	2-3/4
2-13/16	III	4-3/8	3-1/4	4-1/4	1-37/64	9.30	8690	1	2-13/16
2-7/8	III	4-3/8	3-1/4	4-1/2	1-37/64	9.50	8692	1	2-7/8
2-15/16	III	4-1/2	3-1/4	4-1/2	1-5/8	9.80	8694	1	2-15/16
3	III	4-1/2	3-1/4	4-3/4	1-11/16	9.90	8696	1	3
3-1/16	III	4-5/8	3-1/4	4-3/4	1-11/16	12.70	8698	1	3-1/16
3-1/8	III	4-5/8	3-1/4	4-3/4	1-23/32	12.70	86100	1	3-1/8
3-3/16	III	4-11/16	3-1/4	4-3/4	1-23/32	12.50	86102	1	3-3/16
3-1/4	III	4-11/16	3-1/4	5	1-23/32	14.00	86104	1	3-1/4
3-5/16	III	4-11/16	3-1/4	5	1-23/32	13.70	86106	1	3-5/16
3-3/8	III	4-11/16	3-1/4	5	1-7/8	13.40	86108	1	3-3/8
3-7/16	III	4-3/4	3-1/4	5	1-7/8	13.50	86110	1	3-7/16
3-1/2	III	4-3/4	3-1/4	5-1/8	1-59/64	13.90	86112	1	3-1/2
3-9/16	III	5	3-1/4	5-1/8	1-59/64	14.40	86114	1	3-9/16
3-5/8	III	5	3-1/4	5-1/4	1-59/64	15.00	86116	1	3-5/8
3-11/16	III	5	3-1/4	5-1/4	1-59/64	14.70	86118	1	3-11/16
3-3/4	III	5	3-1/4	5-1/2	1-59/64	14.70	86120	1	3-3/4
3-13/16	III	5-1/4	3-1/4	5-1/2	1-59/64	16.00	86122	1	3-13/16
3-7/8	III	5-1/4	3-1/4	5-1/2	1-59/64	15.50	86124	1	3-7/8
3-15/16	III	5-1/2	3-1/4	5-3/4	1-59/64	18.40	86126	1	3-15/16
4	III	5-1/2	3-1/4	5-3/4	1-59/64	18.00	86128	1	4
4-1/16	III	5-1/2	3-1/4	5-3/4	1-59/64	17.50	86130	1	4-1/16
4-1/8	III	5-5/8	3-1/4	6	1-59/64	20.20	86132	1	4-1/8
4-3/16	III	5-5/8	3-1/4	6	1-59/64	19.70	86134	1	4-3/16
4-1/4	III	5-5/8	3-1/4	6	1-59/64	19.20	86136	1	4-1/4
4-5/16	III	5-3/4	3-1/4	6-1/4	1-59/64	22.00	86138	1	4-5/16
4-3/8	III	5-3/4	3-1/4	6-1/4	1-59/64	21.60	86140	1	4-3/8
4-7/16	III	5-3/4	3-1/4	6-1/4	1-59/64	21.00	86142	1	4-7/16
4-1/2	III	5-3/4	3-1/4	6-1/2	1-59/64	23.60	86144	1	4-1/2
4-5/8	III	6	3-1/4	6-1/2	1-59/64	23.60	86148	1	4-5/8
4-3/4	III	6	3-1/4	6-1/2	1-59/64	22.50	86152	1	4-3/4

Type	Item	Description	Wt. Each (lb)	Part Number	Std. Pkg. Qty.
Adaptor Universal		1-1/2" F x 1M	3.40	87A	1
		Max. length 8.25"	4.40	8140A	1
Extension		8" Extension	8.80	8108	1
		12" Extension	12.10	8112	1
		15" Extension	14.40	8115	1
Ret Ring®		Fits Part No. 87A - 8670	.01	M10020S	1
		Fits Part No. 8672 - 86152	.01	M10025S	1

Hammers

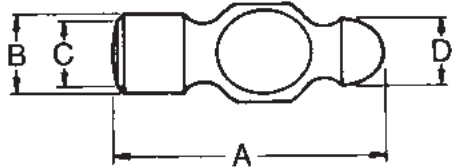
Only *Martin* Provides This Added Warranty —
If a Hammer Head Should Loosen at Any Time,
Return It for Handle Replacement or a New Hammer.

Always wear eye protection. A hammer blow should always be struck squarely.
Avoid glancing blows. Never use hammers, punches or chisels with “mushroomed” heads.



Standard Ball Peen — G Series — Wood and Fiberglass Handles

Head Weight	Overall Length	Head Length	Bell Diameter	Face	Peen	Replacement Handle		Weight With Handle (lb)	Industrial Black Head Finish		Std. Pkg. Qty.	Head Weight
		A	B	C	D	Wood	Fiberglass Kit		Wood Handle	Fiberglass Handle		
2 oz	9-1/2	2-1/16	5/8	5/8	17/32	HH49	—	.25	101G	—	6	2 oz
4 oz	9-1/2	2-1/2	3/4	3/4	5/8	HH50	—	.37	102G	—	6	4 oz
8 oz	11-5/8	3-1/8	15/16	13/16	25/32	HH53	—	.66	103G	—	6	8 oz
12 oz	13-1/4	3-3/4	1-3/32	15/16	15/16	HH59	—	1.0	104G	—	6	12 oz
1 lb	14-1/4	4	1-5/32	63/64	1	HH59	HH105106FG	1.3	105G	105FG	6	1 lb
1-1/4 lb	14-1/2	4-3/16	1-9/32	1-1/8	1-3/64	HH59	HH105106FG	1.5	106G	106FG	6	1-1/4 lb
1-1/2 lb	14-3/4	4-9/16	1-21/64	1-9/64	1-1/8	HH66	HH107FG	1.8	107G	107FG	6	1-1/2 lb
2 lb	15-1/4	5	1-1/2	1-9/32	1-1/4	HH66	HH108FG	2.4	108G	108FG	4	2 lb
2-1/2 lb	16-1/4	5-7/16	1-21/32	1-27/64	1-23/64	HH69	HH109110FG	3.0	109G	109FG	4	2-1/2 lb
3 lb	16-1/4	5-7/8	1-23/32	1-15/32	1-15/32	HH71	HH109110FG	3.4	110G	110FG	4	3 lb



Utility Ball Peen — D Series

Head Weight	Overall Length	Head Length	Bell Diameter	Face	Peen	Replacement Handle	Weight With Handle (lb)	Shot Blasted Head Finish	Std. Pkg. Qty.	Head Weight
		A	B	C	D			Part Number		
8 oz	12	3-1/8	15/16	13/16	25/32	HH53	.66	63D	6	8 oz
12 oz	12	3-3/4	1-3/32	15/16	15/16	HH59	1.0	64D	6	12 oz
1 lb	14-1/4	4	1-5/32	63/64	1	HH59	1.3	65D	6	1 lb
1-1/4 lb	14-1/2	4-3/16	1-9/32	1-1/8	1-3/64	HH59	1.5	66D	6	1-1/4 lb
1-1/2 lb	14-3/4	4-9/16	1-21/64	1-9/64	1-1/8	HH66	1.8	67D	6	1-1/2 lb
2 lb	15-1/4	5	1-1/2	1-9/32	1-1/4	HH66	2.4	68D	4	2 lb
2-1/2 lb	16-1/4	5-7/16	1-21/32	1-27/64	1-23/64	HH69	3.0	69D	4	2-1/2 lb
3 lb	16-1/4	5-7/8	1-23/32	1-15/32	1-15/32	HH71	3.4	70D	4	3 lb
2-1/2 lb	16-1/4	5-7/16	1-21/32	1-27/64	1-23/64	HH69	3.0	109G	4	2-1/2 lb
3 lb	16-1/4	5-7/8	1-23/32	1-15/32	1-15/32	HH71	3.4	110G	4	3 lb

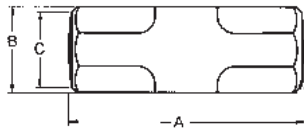
Only *Martin* Provides This Added Warranty —
If a Hammer Head Should Loosen at Any Time,
Return It for Handle Replacement or a New Hammer.

Always wear eye protection. A hammer blow should always be struck squarely.
Avoid glancing blows. Never use hammers, punches or chisels with “mushroomed” heads.



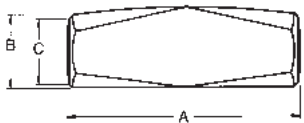
Cross Peen Engineer / Blacksmith Hand

Head Weight	Overall Length	Head Length	Bell Diameter	Face	Peen	Replacement Handle	Weight With Handle (lb)	Industrial Black Head Finish	Std. Pkg. Qty.	Head Weight
		A	B	C	D			Part Number		
2 lb	15-1/2	4-3/4	1-1/2	1-9/32	3/16R	HH45	2.7	121G	4	2 lb
2-1/2 lb	15-1/2	5-1/16	1-9/16	1-11/32	3/16R	HH45	3.2	122G	4	2-1/2 lb
3 lb	15-1/2	5-1/4	1-5/8	1-25/64	1/4R	HH45	3.7	123G	4	3 lb



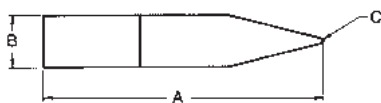
Double Faced Engineer's / Blacksmith

Head Weight	Overall Length	Head Length	Bell Diameter	Face	Replacement Handle	Weight With Handle (lb)	Industrial Black Head Finish	Std. Pkg. Qty.	Head Weight
		A	B	C			Part Number		
2 lb	15-1/2	4	1-1/2	1-9/32	HH45	2.7	141G	4	2 lb
2-1/2 lb	15-1/2	4-1/2	1-1/2	1-9/32	HH45	3.2	142G	4	2-1/2 lb
3 lb	15-1/2	5-1/16	1-9/16	1-11/32	HH45	3.7	143G	4	3 lb



Hand Drilling

Head Weight	Overall Length	Head Length	Bell Diameter	Face	Replacement Handle	Weight With Handle (lb)	Industrial Black Head Finish	Std. Pkg. Qty.	Head Weight
		A	B	C			Part Number		
2 lb	10-1/2	4-1/16	1-3/8	1-3/32	HH92	2.6	192G	4	2 lb
3 lb	10-1/2	4-3/8	1-1/2	1-9/32	HH92	3.6	193G	4	3 lb
4 lb	10-1/2	4-5/8	1-5/8	125/64	HH92	4.4	194G	4	4 lb



Scaling Hammer (Boiler Pick)

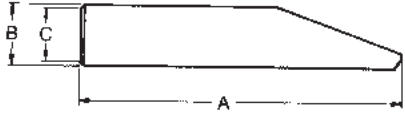
Head Weight	Overall Length	Head Length	Face Length	Face Radius	Replacement Handle	Weight With Handle (lb)	Industrial Black Head Finish	Std. Pkg. Qty.	Head Weight
		A	B	C			Part Number		
1 lb	14	5-9/16	1-1/32	1/16	HH59	1.4	132G	6	1 lb

Hammers

Only *Martin* Provides This Added Warranty —
If a Hammer Head Should Loosen at Any Time,
Return It for Handle Replacement or a New Hammer.



**Always wear eye protection. A hammer blow should always be struck squarely.
Avoid glancing blows. Never use hammers, punches or chisels with “mushroomed” heads.**



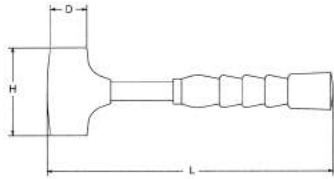
Setting Paneing Hammer

Head Weight	Overall Length	Head Length	Head Width	Face Width	Replacement Handle	Weight With Handle (lb)	Industrial Black Head Finish	Std. Pkg. Qty.	Head Weight
		A	B	C			Part Number		
12 oz	13-1/2	4-13/16	7/8	3/4	HH801	1.1	30G	6	12 oz
1 lb	13-1/2	5-1/16	15/16	13/16	HH801	1.4	31G	6	1 lb



Sledge Hammer

Head Weight	Overall Length	Face Width	Handle Length	Replacement Handle	Weight With Handle (lb)	Industrial Black Head Finish	Std. Pkg. Qty.	Head Weight
						Part Number		
4 lb	5-1/4	1-13/16	32	HH418	4.3	S844SH	5	4 lb
6 lb	6	2-1/8	32	HH6810	7.1	S846H	5	6 lb
8 lb	6-1/2	2-1/4	32	HH6810	9.1	S848H	5	8 lb
10 lb	7	2-1/2	35	HH6810	11.1	S8410H	5	10 lb
12 lb	7-1/2	2-5/8	35	HH1216	13.2	S8412H	5	12 lb
16 lb	8-1/4	2-7/8	35	HH1216	17.2	S8416H	4	16 lb



Surface protective, non-marring and non-sparking brass head provides a lot of driving power in a compact hammer. Standard Super Grip (SG) requires less “squeeze” when swinging heavy hammer, reducing strain and fatigue. Ideal for use with heavy gloves.

Brass Hammers

Part Number	Approximate Head Weight	Std. Pkg. Qty.	Shipping Weight	Head Width	Head Length	Overall Length
				D	H	L
HSB15	1.5 lb	5	2.01 lb	1/1.25	3.5	12
HSB25	2.5 lb	2	2.72 lb	1.25/1.5	3.5	12
HSB4	3.5 lb	2	3.85 lb	1.65/1.78	3.7	12



Dead Blow Hammers

Part Number	Approximate Head Weight	Std. Pkg. Qty.	Shipping Weight	Head Width	Head Length	Overall Length
				D	H	L
HPD1	1.25 lb	5	1.85 lb	1.6/2.1	3.9	11
HPD2	1.5 lb	5	2.10 lb	2.05/2.4	4.3	12
HPD3	2.2 lb	2	2.71 lb	2.4/2.7	4.7	12
HPD4	2.9 lb	2	3.50 lb	2.75/3.1	5	13



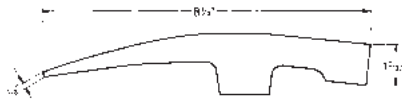
Shot loaded head produces the most complete dead blow effect (no rebound) ever offered for 30% more striking force than conventional hammers. Fiberglass handle and pliable Standard Super Grip combine with the dead blow effect to reduce effort, strain, vibration and noise.



Hammers

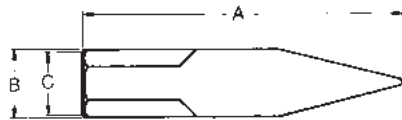
Only *Martin* Provides This Added Warranty —
If a Hammer Head Should Loosen at Any Time,
Return It for Handle Replacement or a New Hammer.

Always wear eye protection. A hammer blow should always be struck squarely.
Avoid glancing blows. Never use hammers, punches or chisels with “mushroomed” heads.



Brick Hammer

Head Weight	Overall Length	Replacement Handle	Weight With Handle (lb)	Industrial Black Head Finish	Std. Pkg. Qty.	Head Weight
				Part Number		
1-1/2 lb	11	HH173FG	2.0	173	6	1-1/2 lb



Tinner's Riveting Hammer

Head Weight	Overall Length	Head Length	Head Width	Face Width	Replacement Handle	Weight With Handle (lb)	Industrial Black Head Finish	Std. Pkg. Qty.	Head Weight
		A	B	C			Part Number		
4 oz	9-1/4	3-11/16	9/16	15/32	HH50	.38	25G	6	4 oz
8 oz	11	4-1/4	3/4	21/32	HH53	.76	26G	6	8 oz
12 oz	13-1/2	4-3/4	29/32	25/32	HH801	1.1	27G	6	12 oz
1 lb	14	5-1/8	31/32	27/32	HH801	1.4	28G	6	1 lb

Hickory Hammer Handles

Part Number	Std. Pkg. Qty.	Approx. Length	Use For
HH42A18	12	18	165 Body Hammer
HH42B	12	12	All Body Hammers (Except 165 & 155)
HH42BN	12	12	Hickory Handle for all other Body Hammers - New
HH45	12	16	Cross Peen and Double Face Eng. and 155
HH49	12	9-3/4	2 oz. Ball Peen
HH50	12	10	4 oz. Ball Peen/4 oz. Riveting
HH53	12	12	8 oz. Ball Peen/8 oz. Riveting
HH59	12	14-1/2	12 oz. Ball Peen
HH59	12	14-1/2	1 lb, 1-1/4 lb Ball Peen
HH66	12	16	1-1/2, 2 lb Ball Peen
HH69	12	17	2-1/2 lb Ball Peen
HH71	12	17	3 lb Ball Peen
HH92	12	10-1/2	All Hand Drilling
HH801	12	13-3/4	12 & 16 oz. Riveting and Settling
HH418	12	32	4 lb Sledge
HH6810	12	33	6, 8 & 10 lb Sledge
HH1216	12	35	12 & 16 lb Sledge




Fiberglass Replacement Handle Kits

Part Number	Std. Pkg. Qty.	Approx. Length	Use For
HH105106FG	1	13	1 lb and 1-1/4 lb Ball Peen — G Series
HH107FG	1	14	1-1/2 lb Ball Peen — G Series
HH108FG	1	16	2 lb Ball Peen — G Series
HH109110FG	1	16	2-1/2 lb and 3 lb Ball Peen — G Series
HH173FG	1	12-1/2	1-1/2 lb Brick Hammer
HHBFFG	1	12	All Body Hammers with 12" Handle



Screwdrivers



- Ergonomically & Accurately Sized Cellulose Acetate Handles.
- Rugged, Impact and Chemical Resistant.
- Color Coded Inlays for Easy Identification.
- Forged Nickel-Chrome Molybdenum Alloy Blades.
- Serrated Faces to Resist Slipping.
- Bright Zinc Plate to Resist Corrosion.
- All drivers meet or exceed ANSI/ASME standards and specifications for hardness and torque

WARNING: Acetate handles are not intended to act as insulation. Never use screwdrivers as prybars or chisels.

Cabinet and Electrical Screwdrivers

Blade Length	Blade Width	Type	Weight Each (lb)	Part No.	Std. Pkg. Qty.
4	3/16	Cabinet	.14	SDE4-1	6
6	3/16	Electrical	.15	SDE6-1	6
8	3/16	Electrical	.16	SDE8-1	6



NARROW TIP, ROUND SHANK

Mechanic's and Heavy-Duty Screwdrivers

Blade Length	Blade Width	Type	Weight Each (lb)	Part No.	Head Length
4	1/4	Mechanic's	.20	SDR4-1	6
6	5/16	Heavy-Duty	.30	SDR6-1	6
8	3/8	Heavy-Duty	.49	SDR8-1	6



WIDENED TIP, ROUND SHANK

Phillips Screwdrivers

Blade Length	Blade Width	Type	Weight Each (lb)	Part No.	Head Length
3	No. 1	Phillips	.13	SDP3-1	6
4	No. 2	Phillips	.20	SDP4-1	6
6	No. 3	Phillips	.30	SDP6-1	6



PRECISION HEAD, ROUND SHANK

Square-Blade Screwdrivers

Blade Length	Blade Width	Type	Weight Each (lb)	Part No.	Head Length
4	1/4	Square	.21	SDS4-1	6
6	5/16	Square	.34	SDS6-1	6
8	3/8	Square	.55	SDS8-1	6
10	3/8	Square	.62	SDS10-1	6
12	3/8	Square	.70	SDS12-1	6



STURDY TIP, SQUARE SHANK

Stubby Screwdrivers

Blade Length	Blade Width	Type	Weight Each (lb)	Part No.	Head Length
1-1/2	1/4	Stubby	.10	SDS1-1	6
1-1/2	No. 2	Phillips	.10	SDP1-1	6



TIGHT CLEARANCE, STURDY



SDS10K



SDR7K-1



SDR5K-1



SDP4K-1



SDR4K-1



SDS3K-1

SDR4K-1 4pc Screwdriver Combo Set

SDR4-1	Mechanics, 4"	1/4 Rd-C x 4"
SDE4-1	Electrical, 4"	3/16 Rd-C x 4"
SDP3-1	#1 Phillips, 3"	P1 x 3"
SDP4-1	#2 Phillips, 4"	P2 x 4"
P696	Pouch	

SDS3K-1 HD Screwdriver Set

SDR4-1	Mechanics, 4"	1/4 Rd-C x 4"
SDE4-1	Electrical, 4"	3/16 Rd-C x 4"
SDP3-1	#1 Phillips, 3"	P1 x 3"
SDP4-1	#2 Phillips, 4"	P2 x 4"
P696	Pouch	

SDR5K-1 5pc Screwdriver Combo Set

SDR4-1	Mechanics, 4"	1/4 Rd-C x 4"
SDE4-1	Electrical, 4"	3/16 Rd-C x 4"
SDR6-1	Mechanics, 6"	5/16 Rd-C x 6"
SDR8-1	Mechanics, 8"	3/8 Rd-K x 8"
SDS1-1	Mechanics, 1-1/2"	1/4 Sq-K x 1.5"
P696	Pouch	

SDS10K 10pc Screwdriver Combo Set

SDE4-1	Electrical, 4"	3/16 Rd-C x 4"
SDE6-1	Electrical, 6"	3/16 Rd-C x 6"
SDR4-1	Mechanics, 4"	1/4 Rd-C x 4"
SDR6-1	Mechanics, 6"	5/16 Rd-C x 6"
SDS1-1	Mechanics, 1-1/2"	1/4 Sq-K x 1.5"
SDS8-1	SQ-Blade, 8"	3/8 Sq-K x 8"
SDP1-1	#2 Phillips, 1-1/2"	P2 x 1.5"
SDP3-1	#1 Phillips, 3"	P1 x 3"
SDP4-1	#2 Phillips, 4"	P2 x 4"
SDP6-1	#3 Phillips, 6"	P3 x 6"

SDR7K-1 7pc Screwdriver Combo Set

SDE4-1	Electrical, 4"	3/16 Rd-C x 4"
SDE6-1	Electrical, 6"	3/16 Rd-C x 6"
SDP3-1	#1 Phillips, 3"	P1 x 3"
SDP4-1	#2 Phillips, 4"	P2 x 4"
SDP6-1	#3 Phillips, 6"	P3 x 6"
SDR4-1	Mechanics, 4"	1/4 Rd-C x 4"
SDR6-1	Mechanics, 6"	5/16 Rd-C x 6"
P496	Pouch	

SDP4K-1 4pc Phillip Set

SDP1-1	#2 Phillips, 1-1/2"	P2 x 1.5"
SDP3-1	#1 Phillips, 3"	P1 x 3"
SDP4-1	#2 Phillips, 4"	P2 x 4"
SDP6-1	#3 Phillips, 6"	P3 x 6"
P696	Pouch	

Heavy-Duty Gasket Scrapers Chisel and Punch Sets



Martin's patented two composite ergonomically designed handle provides maximum comfort and secure grip. Capped end in direct contact with the shaft allows the user to strike the tool without handle damage. Blade extends throughout the handle. Hardened and tempered the entire length for maximum durability

Set contains 1/2" x 10"; 3/4" x 10"; 1" x 10"; 1-1/2" x 10".

- Cleaning gasket material, adhesives and all general scraping in automotive and engineering applications.
- Used for scraping carbon from cylinder heads, pistons and other metal surfaces.

GS4K Gasket Scraper Set 4 Pc. Heavy-Duty Gasket Scraper Set		Wt. 2.5 lb
GS50	1/2" x 10" Long Gasket Scraper	<ul style="list-style-type: none"> • USA Alloy Steel • Heavy-Duty 3/88 Shank
GS75	3/4" x 10" Long Gasket Scraper	
GS100	1" x 10" Long Gasket Scraper	
GS150	1-1/2" x 10" Long Gasket Scraper	
P696	Pouch	

Part Number	Item	Size	Weight	Std. Pkg. Qty.
GS50		1/2" x 10"	.57	6
GS75		3/4" x 10"	.57	6
GS100		1" x 10"	.58	6
GS150		1-1/2" x 10"	.59	6

Chisel Sets

CC6K 6 Pieces		
C8	1/4" Cold Chisel	
C10	5/16" Cold Chisel	
C12	3/8" Cold Chisel	
C16	1/2" Cold Chisel	
C20	5/8" Cold Chisel	
C24	3/4" Cold Chisel	
C66	Kit Bag	

WARNING: Acetate handles are not intended to act as insulation. Never use screwdrivers as prybars or chisels.



Punch Sets



PP7K 7 PIECES			LP7K 7 PIECES		
P2	1/16" Pin Punch		P23	3/32" Lg. Taper	
P3	3/32" Pin Punch		P24	1/8" Lg. Taper	
P4	1/8" Pin Punch		P25	5/32" Lg. Taper	
P5	5/32" Pin Punch		P26	3/16" Lg. Taper	
P6	3/16" Pin Punch		P26A	7/32" Lg. Taper	
P8	1/4" Pin Punch		P27	1/4" Lg. Taper	
P10	5/16" Pin Punch	P28	5/16" Lg. Taper		
C70	Kit Bag	C187	Kit Bag		


Combination Chisel & Punch Sets

PC6K 6 PIECES			PC14K 14 PIECES				
C16	1/2" Cold Chisel		C42	1/4" Cape Chisel		P24	1/8" Drift Punch
C24	3/4" Cold Chisel		C16	1/2" Cold Chisel		P25	5/32" Lg. Taper Punch
P42	1/2" Center Punch		C20	5/8" Cold Chisel		P6	3/16" Pin Punch
P4	1/8" Pin Punch		C24	3/4" Cold Chisel		P8	1/4" Pin Punch
P6	3/16" Pin Punch		C28	7/8" Cold Chisel		P14	1/8" Solid Punch
P16	3/16" Solid Punch		C60	1/4" Diamond Pt. Chisel		P18	1/4" Solid Punch
C66	Kit Bag	C72	1/4" Hlf. Rd. Nose Chisel	C14	Kit Bag		
		P40	3/8" Center Punch				

WARNING: "ALWAYS WEAR SAFETY GOGGLES"

Prick Punch					Center Punch					
										
Stock Size	Length	Weight Each (lb)	Industrial Black Part Number	Std. Pkg. Qty.	Point Size	Stock Size	Length	Weight Each (lb)	Industrial Black Part Number	Std. Pkg. Qty.
A	B				A	B	C			
1/4	4-1/2	.06	P30	12	3/32	1/4	3 1/2	.06	P38	12
3/8	5	.14	P32	12	5/32	5/16	4 1/4	.08	P39	12
1/2	6	.27	P33	12	3/16	3/8	5	.15	P40	12
					1/4	1/2	6	.30	P42	12
					3/8	5/8	6 1/4	.25	P43	6

Pin Punch							Solid Punch						
													
Point Size	Stock Size	Length	Pin Length	Weight Each (lb)	Industrial Black Part Number	Std. Pkg. Qty.	Point Size	Stock Size	Length	Taper Length	Weight Each (lb)	Industrial Black Part Number	Std. Pkg. Qty.
A	B	C	D				A	B	C	D			
1/16	1/4	4	3/4	.05	P2	12	1/16	5/16	5	1-1/2	.16	P12	12
3/32	5/16	4-1/2	7/8	.12	P3	12	3/32	5/16	5	1-3/4	.16	P13	12
1/8	5/16	4-3/4	1	.12	P4	12	1/8	3/8	5	1-3/4	.16	P14	12
5/32	5/16	5	1	.12	P5	12	5/32	3/8	5	1-3/4	.16	P15	12
3/16	3/8	5-1/4	1-1/4	.17	P6	12	3/16	3/8	5	1-1/2	.16	P16	12
7/32	3/8	5-1/2	1-1/4	.18	P7	12	7/32	3/8	5	1-1/2	.16	P17	12
1/4	3/8	5-3/4	1-1/4	.29	P8	12	1/4	3/8	6	1-1/2	.16	P18	12
5/16	1/2	6	1-1/4	.33	P10	12	5/16	1/2	6	2	.31	P19	12

Long Taper Punch						
						
Point Size	Stock Size	Length	Taper Length	Weight Each (lb)	Industrial Black Part Number	Std. Pkg. Qty.
A	B	C	D			
3/32	5/16	8	3-1/2	.12	P23	12
1/8	5/16	8	3-1/2	.16	P24	12
5/32	3/8	9	4-1/4	.25	P25	12
3/16	1/2	10	6-1/2	.45	P26	12
7/32	1/2	10	6-1/2	.45	P26A	12
1/4	5/8	12	7-1/4	.88	P27	6
5/16	5/8	12	7-1/4	.94	P28	6
1/4	3/4	15	7-1/4	1.66	P28A	6
5/16	5/8	16	9-1/2	1.33	P29	6
3/8	3/4	15	8	1.66	P34	6

Chisels



WARNING: "ALWAYS WEAR SAFETY GOGGLES"

Cold Chisel						Long Cold Chisel					
Cut Width	Stock Size	Length	Weight Each (lb)	Industrial Black Part Number	Std. Pkg. Qty.	Cut Width	Stock Size	Length	Weight Each (lb)	Industrial Black Part Number	Std. Pkg. Qty.
A	B	C				A	B	C			
1/4	1/4	5	.07	C8	12	3/4	5/8	12	1.13	C120	6
5/16	1/4	5	.08	C10	12	5/8	1/2	12	.70	C124	12
3/8	5/16	5-1/2	.13	C12	12	3/4	5/8	18	1.67	C126	3
1/2	7/16	6	.26	C16	12	7/8	3/4	12	1.50	C129	6
5/8	1/2	6-1/2	.37	C20	12	1	3/4	12	1.50	C132	6
3/4	5/8	7	.62	C24	12	1	3/4	18	2.33	C133	3
7/8	3/4	7-1/2	.93	C28	6						
1	7/8	8	1.34	C32	6						


Cape Chisel						Hard Round Chisel					
Cut Width	Stock Size	Length	Weight Each (lb)	Industrial Black Part Number	Std. Pkg. Qty.	Cut Width	Stock Size	Length	Weight Each (lb)	Industrial Black Part Number	Std. Pkg. Qty.
A	B	C				A	B	C			
1/8	5/16	5-1/2	.10	C39	12	3/16	3/8	5-1/2	.16	C71	12
3/16	3/8	5-1/2	.16	C40	12	1/4	3/8	5-1/2	.29	C72	12
1/4	3/8	5-1/2	.29	C42	12	3/8	-	5-1/2	-	C74	12
3/8	-	-	-	C46	12						

Diamond Point Chisel					
Point Size	Stock Size	Length	Weight Each (lb)	Industrial Black Part Number	Std. Pkg. Qty.
A	B	C			
1/8	5/16	5	.10	C58	12
3/16	3/8	5-1/2	.18	C59	12
1/4	3/8	5-3/4	.18	C60	12
3/8	5/8	7	.58	C62	6

Lineman's Pliers

Overall Length	Jaw Length	Jaw Width	Jaw Thickness	Weight Each (lb)	Part Number	Std. Pkg. Qty.
A	B	C	D			
7-1/4	1-1/4	15/16	9/16	0.68	P307	6
8-1/2	1-1/2	1-1/4	9/16	1.00	P308	6


High leverage electrician's general use pliers feature beveled nose, serrated crush area and comfort grip handles.



New England Pattern Lineman's Pliers

Overall Length	Jaw Length	Jaw Width	Jaw Thickness	Weight Each (lb)	Part Number	Std. Pkg. Qty.
A	B	C	D			
9-1/2	1-1/2	1-5/16	5/8	1.04	P309	6


Heavy-duty, high leverage design features built in connector crimper, fishtape puller, serrated crush area and comfort grips.



Diagonal Cutting Pliers

Overall Length	Jaw Length	Jaw Width	Jaw Thickness	Weight Each (lb)	Part Number	Std. Pkg. Qty.
A	B	C	D			
6-1/4	7/8	25/32	7/16	0.38	P206	6
7-3/8	1	7/8	7/16	0.52	P2075	6


High leverage comfort grip handles decrease fatigue for easy cutting.



Long Chain Nose Side Cutting Pliers

Overall Length	Jaw Length	Jaw Width	Jaw Thickness	Weight Each (lb)	Part Number	Std. Pkg. Qty.
A	B	C	D			
6-1/4	2	7/8	13/32	0.32	P506	6
7-7/8	2-5/8	1	7/16	0.49	P507	6

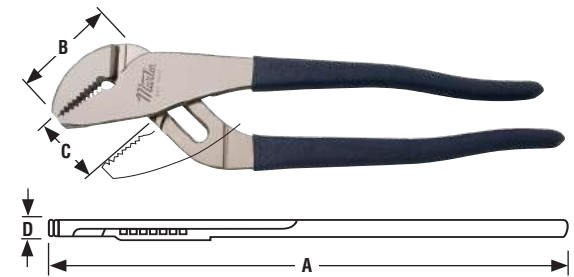
High leverage comfort grip handles for powerful gripping and cutting.



Tongue and Groove Pliers

Overall Length	Jaw Length	Jaw Width	Jaw Thickness	Weight Each (lb)	Part Number	Std. Pkg. Qty.
A	B	C	D			
7	13/16	13/16	3/8	0.42	P407	6
9-3/4	1-1/4	1-1/2	7/16	0.92	P510	6
12-7/8	1-11/16	2-3/4	1/2	1.76	P71275	6

Flush Rivet design allows close access to work surfaces and tight areas, undercut adjustment grooves for non-slip grip and comfort grip handles.



Combination Slip Joint Pliers

Overall Length	Jaw Length	Jaw Width	Jaw Thickness	Weight Each (lb)	Part Number	Std. Pkg. Qty.
A	B	C	D			
6-3/4	1-13/16	1-1/4	13/32	0.48	P2065	6
8-1/4	2	1-11/32	7/16	0.60	P208	6
10	2-3/8	1-1/2	15/32	0.98	P210	6

Flush rivet design offers three working surfaces, two jaw openings, wire cutter and comfort grips.



Pliers Sets



PL3K

3 PC. GENERAL PURPOSE PLIERS SET

P506	6-1/4" Long Chain Nose Side Cutting
P2065	6-3/4" Combination Slip Joint
P510	9-3/4" Tongue and Groove
P1796	Pouch



PL4K

4 PC. GENERAL PURPOSE PLIERS SET

P507	7-7/8" Long Chain Nose Side Cutting
P510	9-3/4" Tongue and Groove
P208	8" Combination Slip Joint
P2075	7-3/8" Diagonal Cutting
P1996	Pouch



PL3KSJ

3 PC. COMBINATION SLIP-JOINT PLIERS SET

P2065	6-3/4" Combination Slip Joint
P208	8-1/4" Combination Slip Joint
P210	10" Combination Slip Joint
P1896	Pouch



PL3KTG

3 PC. TONGUE AND GROOVE PLIERS SET

P407	7" Tongue and Groove
P510	9-3/4" Tongue and Groove
P71275	12-7/8" Tongue and Groove
P2096	Pouch






One Tool Does it All!

Martin's patented retaining ring pliers are capable of servicing both internal and external retaining rings. *Martin's* pliers offer superior performance with unique features:

- Reverse on the fly — Switch from Internal to External with one hand.
- Patented Jaws provide positive tip retention and alignment.
- P1421 features an adjustable stop for small rings.
- P75 features an automatic ratchet lock that keeps rings locked open or closed. Ideal for large rings up to 4".

Snap Ring Pliers					
Part Number	Description	Internal	External	Weight Each (lb)	Std. Pkg. Qty.
P1421	Quick Switch Retaining Ring Pliers with adjustable stop	1/4" - 1" 6mm - 26mm	1/8" - 1" 3mm - 26mm	0.3	6
Includes 5 pairs of color-coded interchangeable tips and Allen wrench in handy pouch. Tip sizes: Straight- .023", .036", .047" (0.6mm, 0.9mm, 1.2mm) Bent 90° - .036", .047" (0.9mm, 1.2mm)					
P1434	Quick Switch Retaining Ring Pliers	3/8" - 2" 10mm - 51mm	1/4" - 2" 7mm - 51mm	0.6	6
Includes 5 pairs of color-coded interchangeable tips and Allen wrench in handy pouch. Tip sizes: Straight- .036", .047", .070" (0.9mm, 1.2mm, 1.8mm) Bent 90° - .036", .047" (0.9mm, 1.2mm)					
P75	Quick Switch Ratcheting Plier	1-13/16" - 4" 46mm - 102mm	1-1/2" - 4" 32mm - 102mm	1.18	6
Includes 6 pairs of color-coded interchangeable tips and Allen wrench in handy pouch. Tip sizes: Bent 15° - .090", 1.08", .120" (2.3mm, 2.7mm, 3.0mm) Bent 90° - .090", .108", .120" (2.3mm, 2.7mm, 3.0mm).					
P87	Retaining Ring Tool	3-1/2" - 7" 90mm - 175mm	3-1/2" - 7" 90mm - 175mm	3.05	6
Includes 6 pairs of color-coded interchangeable tips and Allen wrench in handy pouch. Tip sizes: Bent 20° - .120", .150", .180" (3.0mm, 3.8mm, 4.6mm) Bent 90° - .120", .150", .180" (3.0mm, 2.8mm, 4.6mm).					



P87



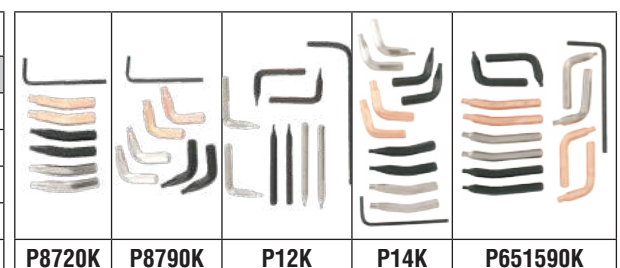
PL1450K



PL1465K

Snap Ring Plier Sets			
Part Number	Description	Weight Each (lb)	Std. Pkg. Qty.
PL1450K	2 Piece Snap Ring Plier Set w/ Molded Foam Tray. Includes P1421 & P1434.	1.20	1
PL1465K	3 Piece Snap Ring Plier Set w/ Plastic Box. Includes P1421, P1434 & P75.	3.50	1

Tip Kits			
Part Number	Description	Contents	Wt.
P12K	Tip Kit for P1221 & P1421	5 Tips & Allen Wrench in a Pouch	0.04
P14K	Tip Kit for P1234 & PP1434	5 Tips & Allen Wrench in a Pouch	0.04
P651590K	Tip Kit for P65 & P75	5 Tips & Allen Wrench in a Pouch	0.12
P8720K	Tip Kit 20° for P87	3-20° Tips & Allen Wrench in a Pouch	0.12
P8790K	Tip Kit 90° for P87	3-90° Tips & Allen Wrench in a Pouch	0.12



Crank Handles



Adjustable Wrench

Square Broached Openings,
with Counterbore in Free End of Hub.

Special Bends, Offsets,
and Broached Openings Also Available.

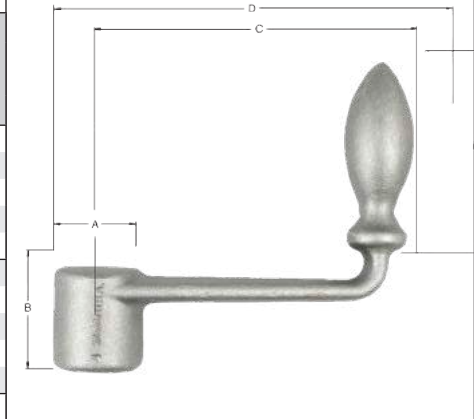
Stock Square Bore	Hub		Length		Height Handle Above Arm	Weight Each (lb)	Part Number		Std. Pkg. Qty
	Diameter	Length	Center Hub to Center Handle	Overall			Black Powder Coat Finish	Natural Finish	
	A	B	C	D	E				
1/2	1	1-1/4	1-3/4	2-5/8	2-3/8	.46	CH00BC	CH00B	1
1/2	1	1-1/4	2-1/4	3-1/8	2-1/2	.53	CH0BC	CH0B	1
9/16	1-1/4	1-1/2	3	4-1/16	2-3/4	.83	CH1BC	CH1B	1
1/2	1-1/16	1-5/16	3-1/2	4-1/2	3	.74	CH2BC	CH2B	1
9/16	1-1/4	1-3/8	4	5-1/8	3-1/8	1.0	CH4BC	CH4B	1
5/8	1-1/4	1-13/16	5	6-1/8	3-1/8	1.3	CH6BC	CH6B	1
11/16	1-1/4	2	6	7-1/8	3-1/8	1.4	CH8BC	CH8B	1
3/4	1-3/8	2-1/16	7	8-1/4	3-3/8	1.6	CH10BC	CH10B	1
7/8	1-9/16	2-7/16	8	9-3/8	3-5/8	2.3	CH12BC	CH12B	1
7/8	1-1/2	2-1/2	9-1/8	10-1/2	3-3/4	2.7	CH14BC	CH14B	1
1	1-3/4	3	10	11-1/2	4	3.6	CH16BC	CH16B	1



Unfinished Crank Handles

Unfinished Cranks are Plain Forgings
Without a Hole in the Hub.

Stock Square Bore	Hub		Length		Height Handle Above Arm	Weight Each (lb)	Part Number		Std. Pkg. Qty
	Diameter	Length	Center Hub to Center Handle	Overall			Natural Finish		
	A	B	C	D	E				
5/8	1	1-1/4	1-3/4	2-5/8	2-3/8	.46	CH00U		1
5/8	1	1-1/4	2-1/4	3-1/8	2-1/2	.53	CH0U		1
13/16	1-1/4	1-1/2	3	4-1/16	2-3/4	.83	CH1U		1
5/8	1-1/16	1-5/16	3-1/2	4-1/2	3	.74	CH2U		1
13/16	1-1/4	1-3/8	4	5-1/8	3-1/8	1.0	CH4U		1
13/16	1-1/4	1-13/16	5	6-1/8	3-1/8	1.3	CH6U		1
13/16	1-1/4	2	6	7-1/8	3-1/8	1.4	CH8U		1
7/8	1-3/8	2-1/16	7	8-1/4	3-3/8	1.6	CH10U		1
1	1-9/16	2-7/16	8	9-3/8	3-5/8	2.3	CH12U		1
1	1-1/2	2-1/2	9-1/8	10-1/2	3-3/4	2.7	CH14U		1
1-1/8	1-3/4	3	10	11-1/2	4	3.6	CH16U		1



Eyebolts Plain Pattern



WARNING
Rated capacity is substantially reduced when loading at any angle. Loading must never be made at an angle greater than 45° from bolt centerline. At an angle of 45° rated capacity is reduced to 1/4 of shown rating.

Shot Blasted Finish Meets ANSI B18.15-1985

Bolt			Eye Diameter		Rated Capacity	Wt. Ea. (lb)	Part Number	Std. Pkg. Qty.
Width	Threads per Inch	Length	Inside	Outside				
1/4	20	1	3/4	1-3/16	500	.06	EB1	1
5/16	18	1-1/8	7/8	1-7/16	900	.10	EB2	1
3/8	16	1-1/4	1	1-11/16	1300	.15	EB3	1
7/16	14	1-3/8	1-1/16	1-13/16	1800	.21	EB4	1
1/2	13	1-1/2	1-3/16	2-1/8	2400	.30	EB5	1
9/16	12	1-3/4	1-1/4	2-1/4	3000	.55	EB6	1
5/8	11	1-3/4	1-3/8	2-9/16	4000	.61	EB7	1
3/4	10	2	1-1/2	2-13/16	5000	.98	EB8	1
7/8	9	2-1/4	1-5/8	3-3/16	7000	1.53	EB9	1
1	8	2-1/2	1-3/4	3-9/16	9000	2.06	EB10	1
1-1/8	7	2-3/4	2	4	12000	2.90	EB11	1
1-1/4	7	3	2-3/16	4-7/16	15000	4.11	EB12	1
1-1/2	6	3-1/2	2-1/2	5-3/16	21000	6.73	EB14	1

Eyebolts Shoulder Pattern



WARNING
Rated capacity is substantially reduced when loading at any angle. Loading must never be made at an angle greater than 45° from bolt centerline. At an angle of 45° rated capacity is reduced to 1/4 of shown rating.

Shot Blasted Finish Meets ANSI B18.15-1985

Bolt			Eye Diameter		Shoulder Width	Rated Capacity	Wt. Ea. (lb)	Part Number	Std. Pkg. Qty.
Width	Threads per Inch	Length	Inside	Outside					
1/4	20	1	3/4	1-3/16	11/16	500	.06	EB21	1
5/16	18	1-1/8	7/8	1-7/16	7/8	900	.11	EB22	1
3/8	16	1-1/4	1	1-11/16	1-1/16	1300	.18	EB23	1
7/16	14	1-3/8	1-1/16	1-13/16	1-3/16	1800	.23	EB24	1
1/2	13	1-1/2	1-3/16	2-1/8	1-5/16	2400	.35	EB25	1
9/16	12	1-5/8	1-1/4	2-1/4	1-1/2	3000	.47	EB26	1
5/8	11	1-3/4	1-3/8	2-9/16	1-19/32	4000	.70	EB27	1
3/4	10	2	1-1/2	2-13/16	1-23/32	5000	1.10	EB28	1
7/8	9	2-1/4	1-11/16	3-3/16	2-1/32	7000	1.70	EB29	1
1	8	2-1/2	1-13/16	3-9/16	2-7/32	9000	2.36	EB30	1
1-1/8	7	2-3/4	2	4-1/16	2-19/32	12000	3.41	EB31	1
1-1/4	7	3	2-3/16	4-7/16	2-27/32	15000	4.68	EB32	1
1-1/2	6	3-1/2	2-1/2	5-3/16	3-3/16	21000	7.77	EB34	1

Pinch or Pry Bar



Size	Length	Weight Each (lb)	Part Number		Std. Pkg. Qty.
			Bright Zinc	Industrial Black	
5/8	16	1.3	196C	196	1
3/4	24	3.0	197C	197	1
7/8	30	5.25	198C	198	1
7/8	42	7.10	-	199	1

Die Bar — Pry Bar



Size	Length	Weight Each (lb)	Part Number		Std. Pkg. Qty.
			Bright Zinc	Industrial Black	
1/2	12	.70	192C	-	1
1/2	15	.87	193C	193	1
5/8	18	1.6	194C	194	1

WARNING:
Never substitute a pry bar with a screwdriver.
"ALWAYS WEAR SAFETY GOGGLES"

Eyebolts Shoulder Pattern — Metric (MM)

Bolt			Eye Diameter		Rated Capacity	Part Number
Width	Threads	Length	Inside	Outside		
8	M8 x 1.25	31.7	25	4	1110	EB8M
10	M10 x 1.50	35	27	46	1628	EB10M
12	M12 x 1.75	38	30	54	2266	EB12M
14	M14 x 2.00	41.1	33	58	3520	EB14M
16	M16 x 2.00	44.5	35	65	3520	EB16M
18	M18 x 2.50	51	38	71.5	4708	EB18M
20	M20 x 2.50	57	41	81	6292	EB20M
22	M22 x 2.50	63.5	46	90.4	6292	EB22M
24	M24 x 3.00	63.5	46	90.4	8470	EB24M
27	M27 x 3.00	70	51	103	11440	EB27M

Extra Deep Throat Clamp



Extra Deep Throat
Copper Plated Fatigue
Proof Spindles,
Permanent Type Pads

Inch Capacity	Throat Depth	Spindle Diameter	Minimum Proof Test	Weight Each (lb)	Part Number	Std. Pkg. Qty.
0-2	2	1/2	3500 lb	1.4	CC402	1
0-3	2-3/8	1/2	3500 lb	2.2	CC403	1
0-4	2-3/4	3/4	6500 lb	3.4	CC404	1
0-6	3-5/8	3/4	6900 lb	5.0	CC406	1
0-8	4-1/2	3/4	6900 lb	7.8	CC408	1
0-10	5-3/8	3/4	8000 lb	11.0	CC410	1
0-12	5-3/4	7/8	9500 lb	15.8	CC412	1

Tool Boxes & Kit Bags



Kit Bags



Number of Pouches	Length	Height	Weight	Part Number
14	22-5/8	15-1/8	.35	C14
5	19-1/2	40-1/4	.83	C55
6	15-5/8	21-1/4	.34	C60B
6	8	12-3/8	.12	C66
7	13-1/2	11-1/8	.18	C70
8	19-3/4	19-1/2	.39	C81
9	17-1/2	15	.28	C90
11	25-1/2	23-7/8	.61	C110
11	24-1/2	17-5/8	.43	C111
14	29-1/2	30-1/8	.84	C140
15	28	29-3/4	.84	C150
18	34-1/2	24-1/4	.89	C180
5	9-3/4	15-1/2	.17	C185
7	13-5/8	16-1/2	.24	C187
1	8-1/8	21-5/16	.04	C591
1	5-5/8	2-3/4	.03	C691
1	4-3/8	2-3/16	.02	C791

Socket Boxes



Width	Depth	Height	Weight	Part Number
9-1/2	3-3/4	1-1/2	1.24	93
16-13/16	3-3/4	1-1/2	2.00	94
18-1/4	3-3/4	2	2.39	95
25-1/2	5-1/4	3	6.24	96A
14-1/4	4-3/4	2	1.88	98
19-1/4	5-11/16	2	3.36	99
26-1/4	8-3/16	3-3/8	15.15	237
31	11-1/2	4-3/8	21.50	299

Tool Boxes














Width	Depth	Height	Weight	Part Number
16	7	7-1/2	5.10	BX18
19-7/64	7	7-1/2	7.00	BX21
26-7/64	12-7/64	15	51.00	BX26

Clip Rails
















Length	Color	Drive	Weight	Part Number
8"	Blue	—	—	208B
8"	Red	—	—	208R
13"	Blue	—	—	213B
13"	Red	—	—	213R
18"	Blue	—	—	218B
18"	Red	—	—	218R
—	Black	3/8"	—	238T
—	Black	1/2"	—	212T
—	Black	3/4"	—	234T












Only *Martin* Provides This Added Warranty —
If a Hammer Head Should Loosen at Any Time,
Return It for Handle Replacement or a New Hammer.

Type	Description	Part Number		Std. Pkg. Qty.
		Wood handle	Fiberglass Handle	
DINGING HAMMER	 <p>For fender and high-crowned panel dinging or bumping. Both high and low-crown faces for "on or off dolly" work. Faces, 1-1/4" and 1-9/16". Round heads, 6" overall. Weight 1.04 lb</p>	150G	150FG	6
DINGING HAMMER	 <p>For light dinging and long reach. Square face permits dinging close to moulding or beading. Faces, 1-1/4" round, 1-1/16" square head 6" overall. Weight .85 lb</p>	151G	151FG	6
CROSS CHISEL HAMMER	 <p>Excellent for finishing. Cross peen used for working in sharp corners around mouldings and for caulking. Round face — 1-9/16" diameter. Chisel — 3" long. Weight .87 lb</p>	153G	153FG	6
CURVED CROSS CHISEL HAMMER	 <p>Excellent for finishing. Cross peen used for working in sharp corners around mouldings and for caulking. Well balanced curved chisel for work in close places. Round face — 1-9/16" diameter. Chisel — 3" long. Weight .85 lb</p>	153GB	153FGB	6
CROSS CHISEL SHRINKING HAMMER	 <p>Cross grooved. Extra wide faces are cross grooved and used for shrinkage on large surfaces — chisel end used on sharp corners. Flat round face — 1-9/16" diameter. Chisel — 3" long. Weight .87 lb</p>	153S	153SFG	6
VERTICAL CHISEL HAMMER	 <p>Excellent for finishing. Cross peen used for working in sharp corners around mouldings and for caulking. Vertical chisel end used on sharp corners. Round face — 1-1/2" diameter. 5/8" Chisel — 5-1/2" long. Weight .85 lb</p>	—	154FG	6
VERTICAL CHISEL SHRINKING HAMMER	 <p>Cross grooved. Extra wide faces are cross grooved and used for shrinkage on large surfaces — vertical chisel end used on sharp corners. Round face — 1-1/2" diameter. Chisel — 5-1/2" long. Weight .87 lb</p>	—	154SFG	6
FENDER BUMPER	 <p>For bumping where hand and dolly cannot reach. Ample clearance for obstructions. Also used as a caulking iron. Length of head, 8-3/4". Weight 2.8 lb</p>	155G	155FG	4
PICK HAMMER	 <p>Long-reach, thin point for low spot on low-crown panels. Reaches over inner obstructions. One high-crown face. Face, 1-1/4" round point, 1/32" radius. Length of pointed end, 5-1/2". Weight .91 lb</p>	156G	156FG	6
CURVED PICK HAMMER	 <p>Like 156G except pick end is bent in arc of normal blow. Reaches behind reinforcements to difficult spots. Face, 11/4" round point, 1/32" radius. Length of pointed end, 5-1/2". Weight .86 lb</p>	156GB	156FGB	6
GENERAL PURPOSE PICK HAMMER	 <p>Medium size point and reach for general work. Low crown strawberry point for perfect balance. Face, 1-9/16" round point, 3/32" radius. Length of pick end, 3-3/4". Weight .91 lb</p>	158G	158FG	6

Body Hammers

Only *Martin* Provides This Added Warranty —
If a Hammer Head Should Loosen at Any Time,
Return It for Handle Replacement or a New Hammer.








Type	Description	Part Number		Std. Pkg. Qty.
		Wood handle	Fiberglass Handle	
ROUND POINT FINISHING HAMMER	 <p>Blunt point — long reach. For low spots on high crown panels and other work with long reach. Will not pick holes in the metal. Round face — 1-9/16" diameter. Blunt point 3" long. Weight .81 lb</p>	158GM	158FGM	6
SHARP POINT FINISHING HAMMER	 <p>Sharp point — long reach. For low spots on high crown panels and other work with long reach. Round face — 1-9/16" diameter. Sharp point 3" long. Weight .79 lb</p>	158GMS	158FGMS	6
HEAVY-DUTY BUMPING HAMMER	 <p>For heavy gauge truck fenders and panels. Also used in straightening reinforcements, braces, etc. Faces, 1-1/4" round and 1-3/16" square head, 4" overall. Weight 1.1 lb</p>	160G	160FG	6
DINGING HAMMER	 <p>Short-reach, lightweight. One low-crown, square face. Lightest dinging hammer in line. Faces, 1-1/4" round and 1-3/16" square. Head, 4" overall. Weight .83 lb</p>	161G	161FG	6
SHRINKING HAMMER	 <p>For work in close quarters. Expertly machined serrations on the round face. Plain square face, 1-1/8" round serrated face, 1-1/4" diameter. 4" overall. Weight .78 lb</p>	162G	162FG	6
UTILITY PICK HAMMER	 <p>Blunt point, short reach. For low spots in high-crown panels and other work with small clearance. Face, 1-9/16" round point, 5/32" radius. Length of pointed end, 2" head, 4" overall. Weight .75 lb</p>	164G	164FG	6
PICK HAMMER	 <p>Lightweight. Provides stubby pick point and high-crown peen-type faces. Will ding out small dents in high fins. No need to remove panels. Long reach, 18" handle. Weight 5 oz.</p>	165G	—	6
PICK HAMMER	 <p>Lightweight. Provides stubby pick point and high-crown peen-type faces. Will ding out small dents in high fins. No need to remove panels. 12" handle. Weight 4 oz.</p>	166G	—	6
LIGHT WEIGHT DINGING HAMMER	 <p>Short head length ideal for tight spaces. Used to bump odd fender or bumper contours. Round face — 1 9/16" diameter. 1 7/8" overall head length. 12" handle. Weight .65 lb</p>	167G	167FG	6
CROSS PEEN FINISHING HAMMER	 <p>Used to bump odd fender or bumper contours. Round face — 1-9/16" diameter peen end 3/16 x 7/8". 5" overall head length. 12" handle. Weight .91 lb</p>	168G	168FG	6
HIGH CROWN CROSS PEEN FINISHING HAMMER	 <p>Ideal for forming radiuses, contours and curves-restoration, bike tanks. High Crown face — 1-9/8" diameter. 2-1/4" radius. Peen end 3/16" x 1". 5" overall head length. 12" handle. Weight 1.0 lb</p>	168HC	168HCFG	6
LARGE FACE PICK FINISHING HAMMER	 <p>For finishing and caulking. Round face — 1-7/8" diameter. 4-1/2" overall head length. 13" handle. Weight 1.0 lb</p>	169G	169FG	6
DOOR SKIN HAMMER	 <p>Rectangular heads fit in door flanges. Bent Head - medium crown - starts door skin fold. Straight head - high crown - for finishing. 12" overall length. Weight .94 lb</p>	170G	170FG	6

Type	Description	Part Number	Std. Pkg. Qty.
LIGHT WEIGHT TOE DOLLY	 Designed for flat surfaces. All the features of a toe dolly. Sizes 4-3/4" x 2-1/4" x 11/16". Weight 1.8 lb	1057	1
TOE DOLLY	 Thinness and length provide easy accessibility to narrow pockets. Large, flat face is frequently used in shrinking and dinging flat panels. The flat sides furnish a convenient anvil for repairing flanges. Sizes 4-3/4" x 2-3/8" x 1-1/8". Weight 3.0 lb	1058	1
SHRINKING DOLLY (SERRATED)	 Shaped like a toe dolly but has one face covered with raised serrations for shrinking metal stretched by dents. Weight 3.4 lb	1058S	1
HEEL DOLLY	 Design makes it possible to reach easily into sharp corners and wide radii. These features are exclusive to the Heel Dolly and continue its high demand. Sizes 3-1/4" x 2-1/2" x 1-7/16". Weight 2.7 lb	1059	1
GENERAL PURPOSE DOLLY	 Provides convenient and comfortable hand hold during heaviest blows. Weight, balance and several differently crowned working faces, together with two beading and flange lips, give this dolly broad general use. Sizes 2-7/8" x 2-3/8" x 2-1/4". Weight 3 lb	1060	1
UTILITY DOLLY	 High-crown dolly with one narrow beading edge. Thick rounded sides are useful in short radii curves. Wide application of uses in high-crown portions of hoods, fenders and body panels. Sizes 3-1/8" x 3" x 1-5/8". Weight 2.9 lb	1061	1
EGG SHAPED DOLLY	 This unique shape with high crown design is a very popular shape, with many different curves and angles. Sizes 1-5/8" x 2-1/2" x 3-3/4". Weight 3.1 lb	1064	1
LIGHT WEIGHT WEDGE DOLLY	 Short, slender general purpose Dolly. Good hand grip. Also used for beads or flanges on fenders. Thin edge is useful for corners and beading. Flat side works under long curve of fender. Size 2-7/64" x 2-1/2" x 4-27/64". Weight 2.7 lb	1065	1
WEDGE DOLLY	 Long, slender general purpose dolly. Widely favored by many body repair men for all-around use. The long, thin lip is very useful in working behind reinforcements. Sizes 5-3/4" x 2-3/8" x 2-3/16". Weight 4 lb	1067	1
LOW CROWN DOLLY	 Specially designed for use on low-crown panels where medium and high-crown dollies would stretch the metal. Angle between the sides and large face is less than 90°, which permits this dolly to reach into the corner of a flanged edge. Size 3-7/8" x 2-3/4" x 1-5/8". Weight 3.3 lb	1068	1
"CHAMPION" HEAVY WEIGHT DOLLY	 Heavy-duty, general purpose fender dolly. A necessity on heavy gauge fenders which resist the blows of lighter dollies. Brings out the toughest damage. Seats comfortably in the hand and protects fingers from a swinging blow. Sizes 3-3/8" x 3-3/8" x 2-11/16". Weight 4.6 lb	1070	1

Body and Fender Repair Tools






Body Spoons

Type	Description	Part Number	Std. Pkg. Qty.
LIGHT DINGING SPOON	 To ding ridges smooth and level. When held against ridge and struck with hammer, spreads blow over large area making smooth job and preventing damage to metal or finish. Not made for prying. Length 10" overall. Face 2" x 4-5/16". Weight .50 lb	1036	6
COMBINATION SPOON	 General purpose fender spoon. Used as dolly behind brackets, inner panels and similar places. Handle offset to give balance when dinging and for long reach. Has high-crown working surface. Face 1-3/4" x 5-1/2". Handle 1" octagon 4-3/4" long. Weight 3.0 lb	1050	4
SPOON DOLLY	 Long handle permits many uses in places otherwise inaccessible. Can be driven between reinforcements and outer panel, then used to pry outward as the metal is dinged. Excellent forming and caulking tool for the deep pockets of doors, quarter-panels, rear fenders and lower trunk panels. Size 2-1/2" x 1" x 3". Weight 4.2 lb	1052	1
LONG CURVED SPOON	 Long, thin, curved blade is handy for prying up dents behind curved reinforcements in header panels, hinge anchors in doors, body pillars and reinforcements in hoods and radiator shells. Length 10-1/2" overall. Face 2" x 7". Weight 1.5 lb	1054	6
WING-DING SPOON DOLLY	 The answer to repair problems on high fins. A dolly, a spoon, a pry. Long handle and special contours for working up inside cramped fins. Wide spoon transmits hammer blows over wide area without damaging finish. 1" handle diameter, 19" overall length. Weight 4.5 lb	1056	1
HEAVY-DUTY DRIVING AND FENDER BENDING TOOL	 Useful for restoration of turned under, non-wired flanged edges. Also handy for alignment of inner construction and flanges on alligator hoods. Heavy formed striking pads. Length 14-1/8". Weight 3.2 lb	1091	1
CAULKING IRON	 Excellent precision made wire caulking iron. Polished working surfaces are rounded for use on inside moldings. Face 1-3/4" x 1". Overall length 11". Weight 1.4 lb	1096C	6
SURFACING SPOON	 Excellent spoon for fender spring hammering, finishing and shaping. Curve gets behind inner construction between panels that are close for removal of dents. Molds panels. Blade fully polished. 9" Blade Length. 2-1/8" Width. Overall Length 15-1/8". Weight 2.5 lb	1024	1
MEDIUM CROWN SPOON	 Long slender shape just like the 1024 surfacing spoon. Inside with medium crown, for high ridges or prying. For slapping and surface finishing on fenders, panels and trunk lids. Blade fully polished. 9" Blade Length. 2-1/8" Width. Overall Length 14-7/8". Weight 1.5 lb	1026	1
HEAVY-DUTY DOUBLE END S-SPOON	 General purpose fender and frame spoon. Designed to provide further reach on panels and behind reinforcements. Prying, heavy duty design for use on SUV frames. 12-3/16" Length. 1-3/8 X 5-1/4" Face. Weight 3.0 lb	1044	1

Type		Description	Part Number	Std. Pkg. Qty.
MEDIUM CURVED PICK		Medium length. Curved and pointed. Use twisting or prying action. Length 26-1/2". Weight 2.2 lb	1106	1
LONG CURVED PICK		Long length. Curved and pointed. Use twisting or prying action. Length 31". Weight 2.5 lb	1107	1
LONG CHISEL BIT PICK		Heavy duty. Employ twisting action. Chisel bit 1". Length 20". Weight 1.9 lb	1109	1
SHORT CURVED PICK		Extremely short length. Curved and pointed. Use twisting or prying action. Length 12". Weight .5 lb	1110	1
MEDIUM SHORT CURVED PICK		Short length. Curved and pointed. Use twisting or prying action. Length 18". Weight .7 lb	1111	1
LIGHT CHISEL BIT PICK		Light duty. Employ twisting action. Chisel bit 11/16". Length 16". Weight .7 lb	1112	1
PICK SET		Body Pick Chisel set includes: 12" Pick, 18" Pick, 16" Pick. Weight 1.9 lb	1000PK	1

Body and Fender Repair Tools

Miscellaneous Tools

Type	Description	Part Number	Std. Pkg. Qty.
ADJUSTABLE AND FLEXIBLE FILE HOLDERS	 <p>Permits use of files to 14". Handle adjustable for both right and left hand use for working close to offset or panels. Permit flexing either way to maximum point of safety against breakage. Weight 1.7 lb</p>	1150	1
STANDARD 14" BODY FILE	 <p>Vixen milled, curved tooth. Plain blade. Flexible, standard cut, 8 tooth. 14" long. Weight .66 lb</p>	1158F	5
STRAIGHT SHELL BODY FILE	 <p>Vixen milled, curved tooth. Plain blade. Half round shell, 8 tooth. Concave for shallow concave work. 14" long. Weight .66 lb</p>	1163F	5
BODY DENT PULLER TOOL	 <p>Slide hammer activated. This tool provides a remarkably simple and easy method of removing a dent in a door or panel. Merely punch or drill a hole in the deepest part of the damage and insert a self-threading screw or hook. A few light impacts with the slide hammer will return the metal to original position. Shaft is 1/2" x 13" with locking device to keep screw from turning. Cadmium and black oxide rust-proof finish. Weight 3.9 lb</p>	DP38	1
THE KEY TO METAL BUMPING	 <p>This book, entitled "The Key to Metal Bumping," is an excellent instruction manual and guide for every body man or student. It provides authoritative reference for techniques and methods for all phases of body and fender work. Its 126 pages cover most approaches to body repair problems. Visual assistance is rendered by more than 100 illustrations. It includes explanations of many time-saving short-cut methods to make the job easier and better. Among other features is a glossary of terms used in the trade. This is the third edition. The first was published in the late thirties and over the years has enjoyed widespread acceptance and usage as a guide and text by many public, private and trade schools. It is a perfect "tool of the trade" for the student and journeyman alike.</p>	BFB	1

Part Number	659K
153G	Cross Chisel Straight Hammer
158G	General Purpose Pick Hammer
160G	Heavy Duty Bumping Hammer
164G	Utility Pick Hammer
1058	Toe Dolly Block
1059	Heel Dolly Block
1060	General Purpose Dolly Block
1036	Light Dinging Spoon
1150	Adjustable File Holder
1158F	Body File Standard 14"
BFB	Instruction Manual
BX18	Tool Box



10 Tools

Part Number	691K
153G	Cross Chisel Straight Hammer
156G	Pick Hammer
158G	General Purpose Pick Hammer
160G	Heavy Duty Bumping Hammer
161G	Dinging Hammer
164G	Utility Pick Hammer
1058	Toe Dolly Block
1059	Heel Dolly Block
1060	General Purpose Dolly Block
1036	Light Dinging Spoon
1052	Spoon Dolly
1050	Combination Spoon
1150	Adjustable File Holder
1158F	Body File Standard 14"
162G	Shrinking Hammer
BFB	Instruction Manual
BX18	Tool Box



15 Tools

Part Number	692K
150G	Dinging Hammer
153G	Cross Chisel Straight Hammer
153GB	Cross Chisel Curved Hammer
155G	Fender Bumper
156G	Pick Hammer
156GB	Curved Pick Hammer
158G	General Purpose Pick Hammer
160G	Heavy Duty Bumping Hammer
161G	Dinging Hammer
162G	Shrinking Hammer
164G	Utility Pick Hammer
168G	Cross Peen Finishing Hammer
169G	Large Face Pick Finishing Hammer
1036	Light Dinging Spoon
1050	Combination Spoon
1052	Spoon Dolly
1054	Long Curved Spoon
1058	Toe Dolly Block
1059	Heel Dolly Block
1060	General Purpose Dolly Block
1061	Utility Dolly Block
1068	Low Crown Dolly Block
1091	Heavy Duty Driving Spoon
1150	Adjustable File Holder
1158F	Body File Standard 14"
BFB	Instruction Manual
BX17	Tool Box



25 Tools

Body and Fender Repair Tools Tool Sets



Part Number		644K	Wood Handles	<p>4 Tools</p>
158G	General Purpose Pick Hammer			
153GB	Cross Chisel Curved Hammer			
1036	Light Dinging Spoon			
1058	Toe Dolly Block			
Part Number		644KFG	Fiberglass Handles	<p>4 Tools</p>
158FG	General Purpose Pick Hammer			
153FGB	Cross Chisel Curved Hammer			
1036	Light Dinging Spoon			
1058	Toe Dolly Block			
Part Number		647K	Wood Handles	<p>7 Tools</p>
153GB	Cross Chisel Curved Hammer	1058	Toe Dolly Block	
162G	Shrinking Hammer	1059	Heel Dolly Block	
164G	Utility Pick Hammer	1060	General Purpose Dolly Block	
1036	Light Dinging Spoon			
Part Number		647KFG	Fiberglass Handles	<p>7 Tools</p>
153FGB	Cross Chisel Curved Hammer	1058	Toe Dolly Block	
162FG	Shrinking Hammer	1059	Heel Dolly Block	
164FG	Utility Pick Hammer	1060	General Purpose Dolly Block	
1036	Light Dinging Spoon			
Part Number		694K	Wood Handles	<p>4 Tools</p>
158G	General Purpose Pick Hammer			
153GB	Cross Chisel Curved Hammer			
164G	Utility Pick Hammer			
170G	Door Skin Hammer			
Part Number		694KFG	Fiberglass Handles	<p>4 Tools</p>
158FG	General Purpose Pick Hammer			
153FGB	Cross Chisel Curved Hammer			
164FG	Utility Pick Hammer			
170FG	Door Skin Hammer			
Part Number			645K	<p>4 Tools</p>
1059	Heel Dolly			
1060	General Purpose Dolly			
1036	Light Dinging Spoon			
1057	Light Weight Toe Dolly			


Combination Wrenches

BD1		QTY.
1158	1/4 Combination Wrench	1
1159	5/16 Combination Wrench	1
1159A	11/32 Combination Wrench	1
1160	3/8 Combination Wrench	1
1161	7/16 Combination Wrench	1
1162	1/2 Combination Wrench	1
1163	9/16 Combination Wrench	1
1164	5/8 Combination Wrench	1
1165	11/16 Combination Wrench	1
1166	3/4 Combination Wrench	1
1167A	13/16 Combination Wrench	1
1167	7/8 Combination Wrench	1
1168	15/16 Combination Wrench	1
1170	1 Combination Wrench	1
1171	1-1/16 Combination Wrench	1
1172	1-1/8 Combination Wrench	1
1173	1-1/4 Combination Wrench	1
1174	1-5/16 Combination Wrench	1
1175	1-3/8 Combination Wrench	1
1176	1-7/16 Combination Wrench	1



Combination Wrenches - Metric

BD2		QTY.
1106MM	6 MM Combination Wrench	1
1107MM	7 MM Combination Wrench	1
1108MM	8 MM Combination Wrench	1
1109MM	9 MM Combination Wrench	1
1110MM	10 MM Combination Wrench	1
1111MM	11 MM Combination Wrench	1
1112MM	12 MM Combination Wrench	1
1113MM	13 MM Combination Wrench	1
1114MM	14 MM Combination Wrench	1
1115MM	15 MM Combination Wrench	1
1116MM	16 MM Combination Wrench	1
1117MM	17 MM Combination Wrench	1
1118MM	18 MM Combination Wrench	1
1119MM	19 MM Combination Wrench	1
1120MM	20 MM Combination Wrench	1
1121MM	21 MM Combination Wrench	1
1122MM	22 MM Combination Wrench	1
1123MM	23 MM Combination Wrench	1
1124MM	24 MM Combination Wrench	1
1125MM	25 MM Combination Wrench	1
1126MM	26 MM Combination Wrench	1
1127MM	27 MM Combination Wrench	1
1128MM	28 MM Combination Wrench	1
1129MM	29 MM Combination Wrench	1
1130MM	30 MM Combination Wrench	1
1132MM	32 MM Combination Wrench	1
1134MM	34 MM Combination Wrench	1



Tool Display Boards



Hydraulic Wrenches

BD3		QTY.
3710A	11/32 x 11/32 Hydraulic Wrench	1
3710	3/8 x 3/8 Hydraulic Wrench	1
3711	7/16 x 7/16 Hydraulic Wrench	1
3712	1/2 x 1/2 Hydraulic Wrench	1
3713	9/16 x 9/16 Hydraulic Wrench	1
3714	5/8 x 5/8 Hydraulic Wrench	1
3715	11/16 x 11/16 Hydraulic Wrench	1
3716	3/4 x 3/4 Hydraulic Wrench	1
3717	13/16 x 13/16 Hydraulic Wrench	1
3718	7/8 x 7/8 Hydraulic Wrench	1
3719	15/16x15/16 Hydraulic Wrench	1
3720	1x1 Hydraulic Wrench	1
3721	1-1/16 x 1-1/16 Hydraulic Wrench	1
3722	1-1/8 x 1-1/8 Hydraulic Wrench	1
3722A	1-3/16 x 1-3/16 Hydraulic Wrench	1
3723	1-1/4 x 1-1/4 Hydraulic Wrench	1
3724	1-3/8 x 1-3/8 Hydraulic Wrench	1
3725	1-7/16 x 1-7/16 Hydraulic Wrench	1
3726	1-1/2 x 1-1/2 Hydraulic Wrench	1



Hydraulic Wrenches — Metric

BD4		QTY.
3709mm	9 mm Hydraulic Wrench	1
3710mm	10 mm Hydraulic Wrench	1
3711mm	11 mm Hydraulic Wrench	1
3712mm	12 mm Hydraulic Wrench	1
3713mm	13 mm Hydraulic Wrench	1
3714mm	14 mm Hydraulic Wrench	1
3715mm	15 mm Hydraulic Wrench	1
3716mm	16 mm Hydraulic Wrench	1
3717mm	17 mm Hydraulic Wrench	1
3718mm	18 mm Hydraulic Wrench	1
3719mm	19 mm Hydraulic Wrench	1
3720mm	20 mm Hydraulic Wrench	1
3721mm	21 mm Hydraulic Wrench	1
3722mm	22 mm Hydraulic Wrench	1
3723mm	23 mm Hydraulic Wrench	1
3724mm	24 mm Hydraulic Wrench	1
3727mm	27 mm Hydraulic Wrench	1
3730mm	30 mm Hydraulic Wrench	1
3732mm	32 mm Hydraulic Wrench	1
3734mm	34 mm Hydraulic Wrench	1
3736mm	36 mm Hydraulic Wrench	1



Service Wrenches

BD5		QTY.
1224	3/4 Service Wrench	1
1226	13/16 Service Wrench	1
1228	7/8 Service Wrench	1
1230	15/16 Service Wrench	1
1232	1 Service Wrench	1
1234	1-1/16 Service Wrench	1
1236	1-1/8 Service Wrench	1
1238	1-3/16 Service Wrench	1
1240	1-1/4 Service Wrench	1
1242	1-5/16 Service Wrench	1
1244	1-3/8 Service Wrench	1
1246	1-7/16 Service Wrench	1
1248	1-1/2 Service Wrench	1
1250	1-9/16 Service Wrench	1
1252	1-5/8 Service Wrench	1
1254	1-11/16 Service Wrench	1
1256	1-3/4 Service Wrench	1
1258	1-13/16 Service Wrench	1
1260	1-7/8 Service Wrench	1
1262	1-15/16 Service Wrench	1
1264	2-Service Wrench	1
1268	2-1/8 Service Wrench	1
1272	2-1/4 Service Wrench	1



Service Wrenches — Metric

BD6		QTY.
1219mm	19mm Service Wrench	1
1221mm	21 mm Service Wrench	1
1222mm	22 mm Service Wrench	1
1224mm	24 mm Service Wrench	1
1227mm	27 mm Service Wrench	1
1230mm	30 mm Service Wrench	1
1232mm	32 mm Service Wrench	1
1236mm	36 mm Service Wrench	1
1237mm	37 mm Service Wrench	1
1238mm	38 mm Service Wrench	1
1240mm	40 mm Service Wrench	1
1241mm	41 mm Service Wrench	1
1242mm	42 mm Service Wrench	1
1244mm	44 mm Service Wrench	1
1246mm	46 mm Service Wrench	1
1248mm	48 mm Service Wrench	1
1250mm	50 mm Service Wrench	1
1255mm	55 mm Service Wrench	1
1260mm	60 mm Service Wrench	1
1265mm	65 mm Service Wrench	1



Tool Display Boards



Double Open End / Box Wrenches

BD7		QTY.
1020	1/4 x 5/16 Open End Wrench	1
1721	5/16 x 3/8 Open End Wrench	1
1723	3/8 x 7/16 Open End Wrench	1
1725	7/16 x 1/2 Open End Wrench	1
1725A	7/16 x 9/16 Open End Wrench	1
1725B	1/2 x 9/16 Open End Wrench	1
1727	9/16 x 5/8 Open End Wrench	1
1027B	5/8 x 11/16 Open End Wrench	1
1729	5/8 x 3/4 Open End Wrench	1
1731	3/4 x 13/16 Open End Wrench	1
1033A	7/8 x 15/16 Open End Wrench	1
1733	7/8 x 1 Open End Wrench	1
1034A	15/16 x 1-1/16 Open End Wrench	1
1735	1 x 1-1/8 Open End Wrench	1
8723	3/8 x 7/16 Long Box Wrench	1
8725B	1/2 x 9/16 Long Box Wrench	1
8729	5/8 x 3/4 Long Box Wrench	1
8029B	11/16 x 3/4 Long Box Wrench	1
8033A	7/8 x 15/16 Long Box Wrench	1
8033C	15/16 x 1 Long Box Wrench	1
8735	1 x 1 1/8 Long Box Wrench	1
8037	1-1/16 x 1-1/4 Long Box Wrench	1
8039B	1-1/4 x 1-7/16 Long Box Wrench	1
9721	5/16 x 3/8 Dbl. Offset Box Wrench	1
9723	3/8 x 7/16 Dbl. Offset Box Wrench	1
9725B	1/2 x 9/16 Dbl. Offset Box Wrench	1
9727	9/16 x 5/8 Dbl. Offset Box Wrench	1
9729	5/8 x 3/4 Dbl. Offset Box Wrench	1



Check Nut Wrenches

BD9		QTY.
601A	7/16 Check Nut	1
601	1/2 Check Nut	1
602A	9/16 Check Nut	1
602	19/32 Check Nut	1
603A	5/8 Check Nut	1
603	11/16 Check Nut	1
604A	3/4 Check Nut	1
605A	13/16 Check Nut	1
605	7/8 Check Nut	1
606A	15/16 Check Nut	1
606B	1 Check Nut	1
607	1-1/16 Check Nut	1
607A	1-1/8 Check Nut	1
608	1-1/4 Check Nut	1
610MM	10mm Check Nut	1
611MM	1mm Check Nut	1
612MM	12mm Check Nut	1
613MM	13mm Check Nut	1
614MM	14mm Check Nut	1
615MM	15mm Check Nut	1
616MM	16mm Check Nut	1
617MM	17mm Check Nut	1
618MM	18mm Check Nut	1
619MM	19mm Check Nut	1
621MM	21mm Check Nut	1
622MM	22mm Check Nut	1
624MM	24mm Check Nut	1
627MM	27mm Check Nut	1
630MM	30mm Check Nut	1
632MM	32mm Check Nut	1



Crowfoot Wrenches

BD10		QTY.
4112	3/8 Crowfoot Wrench	1
4114	7/16 Crowfoot Wrench	1
4116	1/2 Crowfoot Wrench	1
4118	9/16 Crowfoot Wrench	1
4120	5/8 Crowfoot Wrench	1
4122	11/16 Crowfoot Wrench	1
4124	3/4 Crowfoot Wrench	1
4126	13/16 Crowfoot Wrench	1
4128	7/8 Crowfoot Wrench	1
4130	15/16 Crowfoot Wrench	1
4132	1 Crowfoot Wrench	1
4134	1-1/16 Crowfoot Wrench	1
4136	1-1/8 Crowfoot Wrench	1
4140	1-1/4 Crowfoot Wrench	1
4144	1-3/8 Crowfoot Wrench	1
4148	1-1/2 Crowfoot Wrench	1
BC20	5/8 Drive Crowfoot	1
BC22	11/16 Drive Crowfoot	1
BC24	3/4 Drive Crowfoot	1
BC26	13/16 Drive Crowfoot	1
BC28	7/8 Drive Crowfoot	1
BC30	15/16 Drive Crowfoot	1
BC32	1 Drive Crowfoot	1
BC34	1-1/16 Drive Crowfoot	1
SC36	1-1/8 Drive Crowfoot	1
SC38	1-3/16 Drive Crowfoot	1
SC40	1-1/4 Drive Crowfoot	1
SC42	1-5/16 Drive Crowfoot	1
SC44	1-3/8 Drive Crowfoot	1
SC46	1-7/16 Drive Crowfoot	1
SC50	1-9/16 Drive Crowfoot	1
SC52	1-5/8 Drive Crowfoot	1
SC54	1-11/16 Drive Crowfoot	1
SC56	1-3/4 Drive Crowfoot	1
SC58	1-13/16 Drive Crowfoot	1
SC60	1-7/8 Drive Crowfoot	1
SC62	1-15/16 Drive Crowfoot	1
SC64	2 Drive Crowfoot	1



Spanner Wrenches

BD11		QTY.
O471	3/4 to 2 Adjustable Pin Spanner	1
O471A	3/4 to 2 Adjustable Pin Spanner	1
O472	1-1/4 to 3 Adjustable Pin Spanner	1
O472A	1-1/4 to 3 Adjustable Pin Spanner	1
O474	2 to 4-3/4 Adjustable Pin Spanner	1
O474A	4-1/2 to 6-1/4 Adjustable Pin Spanner	1
471	3/4 to 2 Adjustable Hook Spanner	1
472	1-1/4 to 3 Adjustable Hook Spanner	1
474	2 to 4-3/4 Adjustable Hook Spanner	1
474A	4-1/2 to 6-1/4 Adjustable Hook Spanner	1
474B	6-1/8 to 8-3/4 Adjustable Hook Spanner	1
482	2 Adjustable Face Spanner	1
483	3 Adjustable Face Spanner	1
484	4 Adjustable Face Spanner	1



Tool Display Boards

Adjustable Wrenches

BD12		QTY.
A6	6 Adjustable Wrench	1
A6T	6 Adjustable Wrench Black	1
A8	8 Adjustable Wrench	1
A8T	8 Adjustable Wrench Black	1
A10	10 Adjustable Wrench	1
A10T	10 Adjustable Wrench Black	1
A12	12 Adjustable Wrench	1
A12T	12 Adjustable Wrench Black	1
A 15	15 Adjustable Wrench	1
A15T	15 Adjustable Wrench Black	1
A18	18 Adjustable Wrench	1
A18T	18 Adjustable Wrench Black	1
89311	11 Adjustable Auto Wrench	1



Pliers

BD13		QTY.
P206	6 Diagonal Cutting	1
P208	8 Combination Slip Joint	1
P210	10 Combination Slip Joint	1
P307	7 Lineman's	1
P308	8-1/2 Lineman's	1
P309	9-1/4 New England Pattern Lineman's	1
P407	7 Tongue and Groove	1
P506	6-1/2 Long Chain Side Cutting	1
P507	8 Long Chain Side Cutting	1
P510	10 Tongue and Groove	1
P2065	6-3/4 Combination Slip Joint	1
P2075	7 Diagonal Cutting	1
P71275	13 Tongue and Groove	1
P75	10" Retaining Ring Plier 1-1/2" - 4"	1
P1421	6" Retaining Ring Plier 1/8" - 1"	1
P1434	8" Retaining Ring Plier 1/4" - 2"	1



Dollies

BD14		QTY.
1024	Surfacing Spoon	1
1036	Light Dinging Spoon	1
1052	Spoon Dolly	1
1056	Wing-Ding Spoon Dolly	1
1057	Light Weight Toe Dolly	1
1058	Toe Dolly	1
1058S	Shrinking Dolly (Serrated)	1
1059	Heel Dolly	1
1060	General Purpose Dolly	1
1065	Light Weight Wedge Dolly	1



Wood Handle Hammers

BD15WD		QTY.
150G	Dinging Hammer	1
153G	Cross Chisel Hammer	1
153GB	Cross Chisel Curved Hammer	1
153S	Cross Chisel Shrinking Hammer	1
156GB	Curved Pick Hammer	1
158G	General Purpose Pick Hammer	1
160G	Heavy Duty Bumping Hammer	1
162G	Shrinking Hammer	1
164G	Utility Pick Hammer	1
168G	Cross Peen Finishing Hammer	1
170G	Door Skin Hammer	1



Fiberglass Handle Hammers

BD15FG		QTY.
150FG	Dinging Hammer	1
153FG	Cross Chisel Hammer	1
153FGB	Cross Chisel Curved Hammer	1
153SFG	Cross Chisel Shrinking Hammer	1
156FG	Curved Pick Hammer	1
158FG	General Purpose Pick Hammer	1
160FG	Heavy Duty Bumping Hammer	1
162FG	Shrinking Hammer	1
164FG	Utility Pick Hammer	1
168FG	Cross Peen Finishing Hammer	1
170FG	Door Skin Hammer	1



Tool Display Boards

1/4" & 3/8" Sockets


BD16		QTY.	BD16		QTY.
M52	ATTACH,1/4,RATCH	1	BU620	SKT,3/8,6PT,FLEX,5/8	1
M103	ATTACH,1/4,EXT,3	1	BU622	SKT,3/8,6PT,FLEX,11/16	1
M106	ATTACH,1/4,SPINNER,6	1	BU624	SKT,3/8,6PT,FLEX,3/4	1
M605	SKT,1/4,6PT,STD,5/32	1	B40A	RATCH,3/8,F-HDL,8 1/2	1
M606	SKT,1/4,6PT,STD,3/16	1	B52	RATCH,3/8,REV,7	1
M607	SKT,1/4,6PT,STD,7/32	1	B54	RATCH,3/8,FLEX	1
M608	SKT,1/4,6PT,STD,1/4	1	B103	ATTACH,EXT,3/8,3	1
M609	SKT,1/4,6PT,STD,9/32	1	B105	ATTACH,EXT,3/8,5	1
M610	SKT,1/4,6PT,STD,5/16	1	B112	ATTACH,EXT,3/8,12	1
M611	SKT,1/4,6PT,STD,11/32	1	B608	SKT,3/8,6PT,STD,1/4	1
M612	SKT,1/4,6PT,STD,3/8	1	B610	SKT,3/8,6PT,STD,5/16	1
M614	SKT,1/4,6PT,STD,7/16	1	B612	SKT,3/8,6PT,STD,3/8	1
M616	SKT,1/4,6PT,STD,1/2	1	B614	SKT,3/8,6PT,STD,7/16	1
M1206	SKT,1/4,12PT,STD,3/16	1	B616	SKT,3/8,6PT,STD,1/2	1
M1207	SKT,1/4,12PT,STD,7/32	1	B618	SKT,3/8,6PT,STD,9/16	1
M1208	SKT,1/4,12PT,STD,1/4	1	B620	SKT,3/8,6PT,STD,5/8	1
M1209	SKT,1/4,12PT,STD,9/32	1	B622	SKT,3/8,6PT,STD,11/16	1
M1210	SKT,1/4,12PT,STD,5/16	1	B624	SKT,3/8,6PT,STD,3/4	1
M1211	SKT,1/4,12PT,STD,11/32	1	B626	SKT,3/8,6PT,STD,13/16	1
M1212	SKT,1/4,12PT,STD,3/8	1	B628	SKT,3/8,6PT,STD,7/8	1
M1214	SKT,1/4,12PT,STD,7/16	1	B630	SKT,3/8,6PT,STD,15/16	1
M1216	SKT,1/4,12PT,STD,1/2	1	B632	SKT,3/8,6PT,STD,1	1
MD606	SKT,1/4,6PT,DP,3/16	1	B1208	SKT,3/8,12PT,STD,1/4	1
MD607	SKT,1/4,6PT,DP,7/32	1	B1210	SKT,3/8,12PT,STD,5/16	1
MD608	SKT,1/4,6PT,DP,1/4	1	B1212	SKT,3/8,12PT,STD,3/8	1
MD609	SKT,1/4,6PT,DP,9/32	1	B1214	SKT,3/8,12PT,STD,7/16	1
MD610	SKT,1/4,6PT,DP,5/16	1	B1216	SKT,3/8,12PT,STD,1/2	1
MD611	SKT,1/4,6PT,DP,11/32	1	B1218	SKT,3/8,12PT,STD,9/16	1
MD612	SKT,1/4,6PT,DP,3/8	1	B1220	SKT,3/8,12PT,STD,5/8	1
MD614	SKT,1/4,6PT,DP,7/16	1	B1222	SKT,3/8,12PT,STD,11/16	1
MD616	SKT,1/4,6PT,DP,1/2	1	B1224	SKT,3/8,12PT,STD,3/4	1
MM604	SKT,1/4,6PT,STD,4MM	1	B1226	SKT,3/8,12PT,STD,13/16	1
MM605	SKT,1/4,6PT,STD,5MM	1	B1228	SKT,3/8,12PT,STD,7/8	1
MM606	SKT,1/4,6PT,STD,6MM	1	B1230	SKT,3/8,12PT,STD,15/16	1
MM607	SKT,1/4,6PT,STD,7MM	1	B1232	SKT,3/8,12PT,STD,1	1
MM608	SKT,1/4,6PT,STD,8MM	1	BD608	SKT,3/8,6PT,DP,1/4	1
MM609	SKT,1/4,6PT,STD,9MM	1	BD610	SKT,3/8,6PT,DP,5/16	1
MM610	SKT,1/4,6PT,STD,10MM	1	BD612	SKT,3/8,6PT,DP,3/8	1
MM611	SKT,1/4,6PT,STD,11MM	1	BD614	SKT,3/8,6PT,DP,7/16	1
MM612	SKT,1/4,6PT,STD,12MM	1	BD616	SKT,3/8,6PT,DP,1/2	1
MM613	SKT,1/4,6PT,STD,13MM	1	BD618	SKT,3/8,6PT,DP,9/16	1
BS129	ATT,ADAPT,3/8-FX1/4-M	1	BD620	SKT,3/8,6PT,DP,5/8	1
BS130	ATT,ADAPT,3/8-FX1/2-M	1	BD622	SKT,3/8,6PT,DP,11/16	1
B140A	ATTACH,3/8,UNIVERSAL	1	BD624	SKT,3/8,6PT,DP,3/4	1
BA4	SKT,3/8,HEX,BIT,1/8	1	BD626	SKT,3/8,6PT,DP,13/16	1
BA5	SKT,3/8,HEX,BIT,5/32	1	BD628	SKT,3/8,6PT,DP,7/8	1
BA6	SKT,3/8,HEX,BIT,3/16	1	BD630	SKT,3/8,6PT,DP,15/16	1
BA7	SKT,3/8,HEX,BIT,7/32	1	BD632	SKT,3/8,6PT,DP,1	1
BA8	SKT,3/8,HEX,BIT,1/4	1	BD620P	SKT,3/8,6PT,SPK,PLG,5/8	1
BA10	SKT,3/8,HEX,BIT,5/16	1	BD626P	SKT,3/8,6PT,SPK,PLG,13/16	1
BA12	SKT,3/8,HEX,BIT,5/16	1	BD1212	SKT,3/8,12PT,DP,3/8	1
BU612	SKT,3/8,6PT,FLEX,3/8	1	BD1214	SKT,3/8,12PT,DP,7/16	1
BU614	SKT,3/8,6PT,FLEX,7/16	1	BD1216	SKT,3/8,12PT,DP,1/2	1
BU616	SKT,3/8,6PT,FLEX,1/2	1	BD1218	SKT,3/8,12PT,DP,9/16	1
BU618	SKT,3/8,6PT,FLEX,9/16	1	BD1220	SKT,3/8,12PT,DP,5/8	1



BD16		QTY.
BD1222	SKT,3/8,12PT,DP,11/16	1
BD1224	SKT,3/8,12PT,DP,3/4	1
BD1226	SKT,3/8,12PT,DP,13/16	1
BD1228	SKT,3/8,12PT,DP,7/8	1
BM606	SKT,3/8,6PT,STD,6MM	1
BM607	SKT,3/8,6PT,STD,7MM	1
BM608	SKT,3/8,6PT,STD,8MM	1
BM609	SKT,3/8,6PT,STD,9MM	1
BM610	SKT,3/8,6PT,STD,10MM	1
BM611	SKT,3/8,6PT,STD,11MM	1
BM612	SKT,3/8,6PT,STD,12MM	1
BM613	SKT,3/8,6PT,STD,13MM	1
BM614	SKT,3/8,6PT,STD,14MM	1
BM615	SKT,3/8,6PT,STD,15MM	1
BM616	SKT,3/8,6PT,STD,16MM	1
BM617	SKT,3/8,6PT,STD,17MM	1
BM618	SKT,3/8,6PT,STD,18MM	1
BM619	SKT,3/8,6PT,STD,19MM	1
BMD606	SKT,3/8,6PT,DP,6MM	1
BMD607	SKT,3/8,6PT,DP,7MM	1
BMD608	SKT,3/8,6PT,DP,8MM	1
BMD609	SKT,3/8,6PT,DP,9MM	1
BMD610	SKT,3/8,6PT,DP,10MM	1
BMD611	SKT,3/8,6PT,DP,11MM	1
BMD612	SKT,3/8,6PT,DP,12MM	1
BMD613	SKT,3/8,6PT,DP,13MM	1
BMD614	SKT,3/8,6PT,DP,14MM	1
BMD615	SKT,3/8,6PT,DP,15MM	1
BMD616	SKT,3/8,6PT,DP,16MM	1
BMD617	SKT,3/8,6PT,DP,17MM	1
BMD618	SKT,3/8,6PT,DP,18MM	1
BMD619	SKT,3/8,6PT,DP,19MM	1

1/2" Chrome

BD17		QTY.	BD17		QTY.
S15	ATTACH,1/2,SPEEDER,18	1	ST1228	SKT,1/2,12P,STD,7/8	1
S102P	ATTACH,1/2,EXT,2	1	ST1230	SKT,1/2,12P,STD,15/16	1
S110P	ATTACH,1/2,EXT,5	1	ST1232	SKT,1/2,12P,STD,1	1
S115P	ATTACH,1/2,EXT,10	1	ST1234	SKT,1/2,12P,STD,1-1/16	1
S121P	ATTACH,1/2,EXT,18	1	ST1236	SKT,1/2,12P,STD,1-1/8	1
S140	ATTACH,1/2,UNIVERSAL	1	ST1238	SKT,1/2,12P,STD,1-3/16	1
SA8	SKT,1/2,HEX,BIT,1/4	1	ST1240	SKT,1/2,12P,STD,1-1/4	1
SA10	SKT,1/2,HEX,BIT,5/16	1	ST1242	SKT,1/2,12PT,STD,1-5/16	1
SA12	SKT,1/2,HEX,BIT,3/8	1	ST1244	SKT,1/2,12P,STD,1-3/8	1
SA14	SKT,1/2,HEX,BIT,7/16	1	ST1246	SKT,1/2,12PT,STD,1-7/16	1
SA16	SKT,1/2,HEX,BIT,1/2	1	ST1248	SKT,1/2,12P,STD,1-1/2	1
SA18	SKT,1/2,HEX,BIT,9/16	1	ST612	SKT,1/2,6P,STD,3/8	1
SA20	SKT,1/2,HEX,BIT,5/8	1	ST614	SKT,1/2,6P,STD,7/16	1
SF41	ATTACH,1/2,F-HDL,17	1	ST616	SKT,1/2,6P,STD,1/2	1
SF51	RACTH,1/2,REV,10	1	ST618	SKT,1/2,6P,STD,9/16	1
SF55	1/2" RATCHET 15"	1	ST620	SKT,1/2,6P,STD,5/8	1
SH129	ADAPT,1/2F X 3/8M	1	ST622	SKT,1/2,6P,STD,11/16	1
SH130	ADAPT,1/2 F X 3/4M	1	ST624	SKT,1/2,6P,STD,3/4	1
ST1212	SKT,1/2,12P,STD,3/8	1	ST626	SKT,1/2,6P,STD,13/16	1
ST1214	SKT,1/2,12P,STD,7/16	1	ST628	SKT,1/2,6P,STD,7/8	1
ST1216	SKT,1/2,12PT,STD,1/2	1	ST630	SKT,1/2,6P,STD,15/16	1
ST1218	SKT,1/2,12P,STD,9/16	1	ST632	SKT,1/2,6P,STD,1	1
ST1220	SKT,1/2,12P,STD,5/8	1	ST634	SKT,1/2,6P,STD,1-1/16	1
ST1222	SKT,1/2,12P,STD,11/16	1	ST636	SKT,1/2,6P,STD,1-1/8	1
ST1224	SKT,1/2,12P,STD,3/4	1	ST638	SKT,1/2,6P,STD,1-3/16	1
ST1226	SKT,1/2,12P,STD,13/16	1	ST640	SKT,1/2,6P,STD,1-1/4	1



1/2" Chrome Sockets

BD18		QTY.	BD18		QTY.
SD1212	SKT,1/2,12P,DP,3/8	1	STM1214	SKT,1/2,12P,STD,14MM	1
SD1214	SKT,1/2,12P,DP,7/16	1	STM1215	SKT,1/2,12P,STD,15MM	1
SD1216	SKT,1/2,12P,DP,1/2	1	STM1216	SKT,1/2,12P,STD,16MM	1
SD1218	SKT,1/2,12P,DP,9/16	1	STM1217	SKT,1/2,12P,STD,17MM	1
SD1220	SKT,1/2,12P,DP,5/8	1	STM1218	SKT,1/2,12P,STD,18MM	1
SD1222	SKT,1/2,12P,DP,11/16	1	STM1219	SKT,1/2,12P,STD,19MM	1
SD1224	SKT,1/2,12P,DP,3/4	1	STM1220	SKT,1/2,12P,STD,20MM	1
SD1226	SKT,1/2,12P,DP,13/16	1	STM1221	SKT,1/2,12P,STD,21MM	1
SD1228	SKT,1/2,12P,DP,7/8	1	STM1222	SKT,1/2,12P,STD,22MM	1
SD1230	SKT,1/2,12P,DP,15/16	1	STM1223	SKT,1/2,12P,STD,23MM	1
SD1232	SKT,1/2,12P,DP,1	1	STM1224	SKT,1/2,12P,STD,24MM	1
SD1234	SKT,1/2,12P,DP,1-1/16	1	STM1225	SKT,1/2,12P,STD,25MM	1
SD1236	SKT,1/2,12P,DP,1-1/8	1	STM1226	SKT,1/2,12P,STD,26MM	1
SD1238	SKT,1/2,12P,DP,1-3/16	1	STM1227	SKT,1/2,12P,STD,27MM	1
SD1240	SKT,1/2,12P,DP,1-1/4	1	STM1230	SKT,1/2,12P,STD,30MM	1
SD1242	SKT,1/2,12P,DP,1-5/16	1	STM1232	SKT,1/2,12P,STD,32MM	1
SD1244	SKT,1/2,12P,DP,1-3/8	1	STM1236	SKT,1/2,12P,STD,36MM	1
SD1246	SKT,1/2,12P,DP,1-7/16	1	SMD1210	SKT,1/2,12P,DP,10MM	1
SD1248	SKT,1/2,12P,DP,1-1/2	1	SMD1211	SKT,1/2,12P,DP,11MM	1
SD616	SKT,1/2,6P,DP,1/2	1	SMD1212	SKT,1/2,12P,DP,12MM	1
SD618	SKT,1/2,6P,DP,9/16	1	SMD1213	SKT,1/2,12P,DP,13MM	1
SD620	SKT,1/2,6P,DP,5/8	1	SMD1214	SKT,1/2,12P,DP,14MM	1
SD622	SKT,1/2,6P,DP,11/16	1	SMD1215	SKT,1/2,12P,DP,15MM	1
SD624	SKT,1/2,6P,DP,3/4	1	SMD1216	SKT,1/2,12P,DP,16MM	1
SD626	SKT,1/2,6P,DP,13/16	1	SMD1217	SKT,1/2,12P,DP,17MM	1
SD628	SKT,1/2,6P,DP,7/8	1	SMD1218	SKT,1/2,12P,DP,18MM	1
SD630	SKT,1/2,6P,DP,15/16	1	SMD1219	SKT,1/2,12P,DP,19MM	1
SD632	SKT,1/2,6P,DP,1	1	SMD1220	SKT,1/2,12P,DP,20MM	1
SD634	SKT,1/2,6P,DP,1-1/16	1	SMD1221	SKT,1/2,12P,DP,21MM	1
SD636	SKT,1/2,6P,DP,1-1/8	1	SMD1222	SKT,1/2,12P,DP,22MM	1
STM1209	SKT,1/2,12P,STD,9MM	1	SMD1223	SKT,1/2,12P,DP,23MM	1
STM1210	SKT,1/2,12P,STD,10MM	1	SMD1224	SKT,1/2,12P,DP,24MM	1
STM1211	SKT,1/2,12P,STD,11MM	1	SMD1225	SKT,1/2,12P,DP,25MM	1
STM1212	SKT,1/2,12P,STD,12MM	1	SMD1226	SKT,1/2,12P,DP,26MM	1
STM1213	SKT,1/2,12P,STD,13MM	1	SMD1227	SKT,1/2,12P,DP,27MM	1



Tool Display Boards



3/4" Chrome

BD19		QTY.
H20A	ATTACH,3/4,T-SLIDE	1
H41A	ATTACH,3/4,F-HDL,21-5/8	1
H51	RATCH,3/4,REV,24	1
H104	ATTACH,3/4,EXT,3-1/2	1
H110	ATTACH,3/4,EXT,8	1
H115	ATTACH,3/4,EXT,16	1
H140	ATTACH,3/4,UNIVERSAL	1
H1224	SKT,3/4,12PT,STD,3/4	1
H1226	SKT,3/4,12PT,STD,13/16	1
H1228	SKT,3/4,12PT,STD,7/8	1
H1230	SKT,3/4,12PT,STD,15/16	1
H1232	SKT,3/4,12PT,STD,1	1
H1234	SKT,3/4,12PT,STD,1-1/16	1
H1236	SKT,3/4,12PT,STD,1-1/8	1
H1238	SKT,3/4,12PT,STD,1-3/16	1
H1240	SKT,3/4,12PT,STD,1-1/4	1
H1242	SKT,3/4,12PT,STD,1-5/16	1
H1244	SKT,3/4,12PT,STD,1-3/8	1
H1246	SKT,3/4,12PT,STD,1-7/16	1
H1248	SKT,3/4,12PT,STD,1-1/2	1
H1250	SKT,3/4,12PT,STD,1-9/16	1
H1252	SKT,3/4,12PT,STD,1-5/8	1
H1254	SKT,3/4,12PT,STD,1-11/16	1
H1256	SKT,3/4,12PT,STD,1-3/4	1
H1258	SKT,3/4,12PT,STD,1-13/16	1
H1260	SKT,3/4,12PT,STD,1-7/8	1
H1264	SKT,3/4,12PT,STD,2	1
H1266	SKT,3/4,12PT,STD,2 1/16	1
H1268	SKT,3/4,12PT,STD,2 1/7	1
H1270	SKT,3/4,12PT,STD,2 3/16	1
H1272	SKT,3/4,12PT,STD,2 1/4	1
H1276	SKT,3/4,12PT,STD,2 3/8	1



3/4" Impact

BD20		QTY.	BD20		QTY.
6107	3/4,EXT,7	1	6658	SKT,3/4,6P,STD,IMP,1-13/16	1
6110	3/4,EXT,10	1	6660	SKT,3/4,6P,STD,IMP,1-7/8	1
64A	3/4,ADAP,3/4F-1/2M	1	6662	SKT,3/4,6P,STD,IMP,1-15/16	1
67	3/4,ADAP,3/4F-1M	1	6664	SKT,3/4,6P,STD,IMP,2	1
6140A	3/4,IMP,UNIVERSAL	1	16624	SKT,3/4,6P,DP,IMP,3/4	1
6620	SKT,3/4,6P,STD,IMP,5/8	1	16626	SKT,3/4,6P,DP,IMP,13/16	1
6622	SKT,3/4,6P,STD,IMP,11/16	1	16628	SKT,3/4,6P,DP,IMP,7/8	1
6624	SKT,3/4,6P,STD,IMP,3/4	1	16630	SKT,3/4,6P,DP,IMP,15/16	1
6626	SKT,3/4,6P,STD,IMP,13/16	1	16632	SKT,3/4,6P,DP,IMP,1	1
6628	SKT,3/4,6P,STD,IMP,7/8	1	16634	SKT,3/4,6P,DP,IMP,1-1/16	1
6630	SKT,3/4,6P,STD,IMP,15/16	1	16636	SKT,3/4,6P,DP,IMP,1-1/8	1
6632	SKT,3/4,6P,STD,IMP,1	1	16638	SKT,3/4,6P,DP,IMP,1-3/16	1
6634	SKT,3/4,6P,STD,IMP,1-1/16	1	16640	SKT,3/4,6P,DP,IMP,1-1/4	1
6636	SKT,3/4,6P,STD,IMP,1-1/8	1	16642	SKT,3/4,6P,DP,IMP,1-5/16	1
6638	SKT,3/4,6P,STD,IMP,1-3/16	1	16644	SKT,3/4,6P,DP,IMP,1-3/8	1
6640	SKT,3/4,6P,STD,IMP,1-1/4	1	16646	SKT,3/4,6P,DP,IMP,1-7/16	1
6642	SKT,3/4,6P,STD,IMP,1-5/16	1	16648	SKT,3/4,6P,DP,IMP,1-1/2	1
6644	SKT,3/4,6P,STD,IMP,1-3/8	1	16650	SKT,3/4,6P,DP,IMP,1-9/16	1
6646	SKT,3/4,6P,STD,IMP,1-7/16	1	16652	SKT,3/4,6P,DP,IMP,1-5/8	1
6648	SKT,3/4,6P,STD,IMP,1-1/2	1	16654	SKT,3/4,6P,DP,IMP,111/16	1
6650	SKT,3/4,6P,STD,IMP,1-9/16	1	16656	SKT,3/4,6P,DP,IMP,1-3/4	1
6652	SKT,3/4,6P,STD,IMP,1-5/8	1	16660	SKT,3/4,6P,DP,IMP,1-7/8	1
6654	SKT,3/4,6P,STD,IMP,1-11/16	1	16664	SKT,3/4,6P,DP,IMP,2	1
6656	SKT,3/4,6P,STD,IMP,1-3/4	1			




3/8" and 1/2" Impact

BD21	QTY.	BD21	QTY.
24A	1	4622	1
2140A	1	4624	1
2610	1	4626	1
2612	1	4628	1
2614	1	2630	1
2616	1	4632	1
2618	1	4634	1
2620	1	4636	1
2622	1	4638	1
2624	1	4640	1
12610	1	14612	1
12612	1	14614	1
12614	1	14616	1
12616	1	14618	1
12618	1	14620	1
12620	1	14622	1
12622	1	14624	1
12624	1	14626	1
2M610	1	14628	1
2M612	1	14630	1
2M613	1	14632	1
2M614	1	14634	1
2M615	1	14636	1
2M617	1	14640	1
2M618	1	4M613	1
2M619	1	4M614	1
4105A	1	4M615	1
4140A	1	4M616	1
42A	1	4M617	1
46	1	4M618	1
4612	1	4M619	1
4614	1	4M621	1
4616	1	4M622	1
4618	1	4M624	1
4620	1	4M627	1



Screwdrivers

BD19	QTY.
GS50	1
GS75	1
GS100	1
GS150	1
SDE4	1
SDE6	1
SDE8	1
SDP1	1
SDP3	1
SDP4	1
SDP6	1
SDR4	1
SDR6	1
SDR8	1
SDS1	1
SDS4	1
SDS6	1
SDS8	1
SDS10	1
SDS12	1




Tool Display Boards



Chisel Boards

BD23	QTY.	BD23	QTY.
C120 CHISEL,COLD,LNG,3/4	1	P2 PUNCH,PIN,1/16	1
C124 CHISEL,COLD,LNG,5/8	1	P3 PUNCH,PIN,3/32	1
C129 CHISEL,COLD,LNG,7/8	1	P4 PUNCH,PIN,1/8	1
C132 CHISEL,COLD,LNG,1	1	P5 PUNCH,PIN,5/32	1
C10 CHISEL,COLD,STD,5/16	1	P6 PUNCH,PIN,3/16	1
C12 CHISEL,COLD,STD,3/8	1	P7 PUNCH,PIN,7/32	1
C16 CHISEL,COLD,STD,1/2	1	P8 PUNCH,PIN,1/4	1
C20 CHISEL,COLD,STD,5/8	1	P10 PUNCH,PIN,5/16	1
C24 CHISEL,COLD,STD,3/4	1	P23 PUNCH,DRIFT,3/32	1
C28 CHISEL,COLD,STD,7/8	1	P24 PUNCH,DRIFT,1/8	1
C32 CHISEL,COLD,STD,1	1	P25 PUNCH,TAPER,5/32	1
C39 CHISEL,CAPE,STD,1/8	1	P26 PUNCH,TAPER,3/16	1
C40 CHISEL,CAPE,STD,3/16	1	P26A PUNCH,DRIFT,7/32	1
C42 CHISEL,CAPE,STD,1/4	1	P27 PUNCH,TAPER,1/4	1
P32 PUNCH,PRICK,3/8	1	P28 PUNCH,TAPER,5/16	1
P33 PUNCH,PRICK,1/2	1	P28A PUNCH,DRIFT,1/4	1
P38 PUNCH,CENTER,1/4	1	P29 PUNCH,DRIFT,5/16	1
P39 PUNCH,CENTER,5/16	1	192 PRY BAR,BLK,ROLL 1/2X12	1
P40 PUNCH,CENTER,3/8	1	193 PRY BAR,BLK,ROLL 1/2X15	1
P42 PUNCH,CENTER,1/2	1	196 PRY BAR,BLK,STR 5/8X16	1
P43 PUNCH,CENTER,5/8	1	197 PRY BAR, BLK, STR 3/4X24	1



BD23 with Optional Fiberglass Hammers	QTY.
BD23 Same as above plus Hammers	See above
HPD2 HAMMER,DEAD,BLOW,1.5 LB	1
HPD3 HAMMER,DEAD,BLOW,2.2 LB	1
HPD4 HAMMER,DEAD,BLOW,2.9 LB	1
HSB15 HAMMER,SOLID,BRASS,1-1/2	1



HAMMER OPTION

Chisel Boards

BD23 with Pry Bar Option		QTY.
BD23	Same as BD23 plus Pry Bars	See BD23
192	PRY,BAR,BLK,ROLL,1/2X12	1
193	PRY,BAR,BLK,ROLL,1/2X15	1
196	PRY,BAR,BLK,STR,5/8X16	1
197	PRY,BAR,BLK,STR,3/4X24	1



BD24 Counter Top		QTY.	BD24 Counter Top		QTY.
C120	CHISEL,COLD,LNG,3/4	1	P2	PUNCH,PIN,1/16	1
C124	CHISEL,COLD,LNG,5/8	1	P3	PUNCH,PIN,3/32	1
C129	CHISEL,COLD,LNG,7/8	1	P4	PUNCH,PIN,1/8	1
C132	CHISEL,COLD,LNG,1	1	P5	PUNCH,PIN,5/32	1
C10	CHISEL,COLD,STD,5/16	1	P6	PUNCH,PIN,3/16	1
C12	CHISEL,COLD,STD,3/8	1	P7	PUNCH,PIN,7/32	1
C16	CHISEL,COLD,STD,1/2	1	P8	PUNCH,PIN,1/4	1
C20	CHISEL,COLD,STD,5/8	1	P10	PUNCH,PIN,5/16	1
C24	CHISEL,COLD,STD,3/4	1	P23	PUNCH,DRIFT,3/32	1
C28	CHISEL,COLD,STD,7/8	1	P24	PUNCH,DRIFT,1/8	1
C32	CHISEL,COLD,STD,1	1	P25	PUNCH,TAPER,5/32	1
C39	CHISEL,CAPE,STD,1/8	1	P26	PUNCH,TAPER,3/16	1
C40	CHISEL,CAPE,STD,3/16	1	P26A	PUNCH,DRIFT,7/32	1
C42	CHISEL,CAPE,STD,1/4	1	P27	PUNCH,TAPER,1/4	1
P32	PUNCH,PRICK,3/8	1	P28	PUNCH,TAPER,5/16	1
P33	PUNCH,PRICK,1/2	1	P28A	PUNCH,DRIFT,1/4	1
P38	PUNCH,CENTER,1/4	1	P29	PUNCH,DRIFT,5/16	1
P39	PUNCH,CENTER,5/16	1	192	PRY BAR,BLK,ROLL 1/2X12	1
P40	PUNCH,CENTER,3/8	1	193	PRY BAR,BLK,ROLL 1/2X15	1
P42	PUNCH,CENTER,1/2	1	196	PRY BAR,BLK,STR 5/8X16	1
P43	PUNCH,CENTER,5/8	1	197	PRY BAR,BLK,STR 3/4X24	1



COUNTER ON DISPLAY

Miscellaneous Display Board Parts



Header, Hook & Peg Boards



PART NO.		QTY.
BD-HEADER	Tool Board Header 23.5" x 3" Molded in Black, Raised Letter, w/2 Mounting Screws	1
1	Straight Hook	10
2	Heavy-Duty Straight Hook	5
3	Loop Hook	5
BD8	Universal Peg Board	1

Martin

Terms & Conditions of Sale



These Terms and Conditions of Sale, along with Seller's Standard Limited Warranty; the contents of Seller's written acknowledgement, if any, to a purchase order or any other writing submitted by Purchaser to Seller; Seller's written proposal, if any, submitted by Seller to Purchaser; and the contents of any invoice submitted by Seller to Purchaser shall establish the commercial terms of the contract (the "Order") under which *Martin* Sprocket & Gear, Inc. ("Seller") agrees to sell parts and equipment ("Products") to the purchaser (the "Purchaser") and Purchaser agrees to purchase Products from Seller.

1. AGREEMENT: Notwithstanding any additional, differing, or conflicting terms in a purchase order or any other writing submitted by Purchaser to Seller, the terms of the Order shall constitute the entire agreement between Seller and Purchaser. Writings transmitted from Purchaser to Seller, such as a purchase order, that contain additional, conflicting, or differing terms from the Order shall not apply or in any way modify or alter the terms and conditions of the Order. Furthermore, writings with terms and/or conditions different from, or in addition to, the terms and conditions appearing in the Order, including any additional or differing terms and conditions contained in any purchase order submitted by the Purchaser, are expressly rejected. Purchaser's submission to Seller of an offer to purchase Products or Purchaser's acceptance of Seller's offer to sell Products, by whatever means, constitutes Purchaser's agreement that the Order contains the entire agreement between Purchaser and Seller. Purchaser's acceptance of the Order is expressly limited to the terms and conditions of the Order. Purchaser understands and acknowledges that the price Seller quoted for the Products is based upon Purchaser's acceptance of the terms and conditions of the Order and that the price for the Products would be different if other terms and conditions of sale were to apply.

2. ACCEPTANCE: If Seller is making an offer to sell Products, Purchaser may accept Seller's offer only on the terms and conditions set forth in the Order. If the Purchaser is making an offer to purchase Products from Seller, Seller's acceptance of Purchaser's offer is expressly conditioned on Purchaser's assent to the terms and conditions of the Order, and any commencement of performance by Purchaser shall be deemed to constitute such assent. Any additional and/or different terms and conditions proposed by Purchaser and/or any attempt by Purchaser to vary any of the terms and conditions of the Order shall be deemed a material alteration and is hereby objected to and rejected. Seller's shipment of any Products in response to a writing that attempts to vary any of the terms and conditions of the Order or Seller's acceptance of any payment by Purchaser shall not be deemed to constitute such assent to any additional and/or different terms and conditions proposed by Purchaser.

3. RISK OF LOSS: Unless a specific term of the Order provides otherwise, all shipments shall be shipped F.O.B. Seller's facility and risk of loss as to such Products shall pass and remain with Purchaser once Products depart Seller's facility.

4. SPECIFICATIONS: Seller shall furnish all stock Products as specified in the Order. Made-to-order Products shall be furnished in accordance with the specifications, details, requirements and/or drawings supplied by Purchaser, or prepared by Seller at Purchaser's direction. Any drawings, specifications, and calculations submitted by Seller to Purchaser shall be reviewed and approved by Purchaser. Seller warrants that all Products covered by the Order will conform to the specifications, drawings, samples or other descriptions furnished to Seller or adopted by the Purchaser. If it is determined that the Products delivered under the Order fail to meet the specifications, then Purchaser will contact Seller and Seller shall make corrections in accordance with Seller's Limited Warranty.

5. LIMITED WARRANTY: Seller's Standard Limited Warranty is attached hereto and incorporated herein for all purposes.

6. PRICING, PACKAGING, DELIVERY AND PAYMENT: All Products shall be sold on the terms, conditions and at the price quoted in the Order. All terms of pricing, packaging, shipment, delivery and payment are included in the Order.

7. INSPECTION: Purchaser shall have reasonable time after delivery to inspect the Products covered by the Order. Purchaser shall accept or reject the Products promptly after inspection. Payment by Purchaser prior to its inspection will not constitute acceptance of items covered by the Order.

8. INDEMNIFICATION:

8.1 Seller agrees to indemnify and hold harmless the Purchaser, its successors and assigns against any and all liabilities, loss and expense (including attorney's fees) arising out of a third party product liability claim that results in a judicially determined, final, and non-appealable order finding that the Products were defective provided that no indemnification shall be provided for any loss (or any portion of any loss) determined to have resulted from the acts or omissions of the party seeking indemnification. Seller agrees to carry adequate product liability insurance to support this obligation and agrees to provide certificate(s) of insurance showing such coverage, as requested by Purchaser.

8.2 Notwithstanding any of the other provisions in this Section 8., Seller's obligation to indemnify the Purchaser is limited to the extent of Seller's product liability insurance and the coverages and exclusions provided for thereunder. In the event Seller's product liability insurance will not cover any of the claims described in Section 8.1., then Seller shall have no obligation to indemnify Purchaser. Seller's obligation to pay any judgment, award, or settlement are likewise limited by the product liability insurance coverage amounts and policy limits provided for under Seller's liability insurance policies. Seller's obligation to indemnify Purchaser shall not apply to any Product which Purchaser (or Purchaser's employees, contractors, customers, or assigns) have altered, tampered with, misused or neglected, or for which Seller's operating instructions and warnings have been ignored or removed or to the extent of the negligence or legal fault of any party other than Seller. Indemnification provided herein is conditioned upon Purchaser providing Seller prompt notice of any claim and allowing Seller, or its insurance company, control over the defense and/or settlement of any such claim.

8.3 Seller shall defend any suit or proceeding brought against Purchaser to the extent such suit or proceeding is based on a claim that any Product or part thereof (not developed, proposed or specifically mandated by Purchaser), constitutes an infringement of any patent. In the event that the sale or use of such Product, or any part thereof, is enjoined, Seller shall, at its own expense and its option, either: (a) procure for Purchaser, the right to continue using said Product; (b) replace same with a non-infringing Product; or (c) modify same so that it becomes non-infringing.

8.4 The obligations of Seller with respect to indemnification for third party product liability claims and patent infringement are solely and exclusively as stated herein. THE INDEMNITY OBLIGATIONS RECITED ABOVE ARE IN LIEU OF ALL OTHER INDEMNITIES WHATSOEVER, WHETHER ORAL, WRITTEN, EXPRESS, OR IMPLIED.

9. TERMINATION:

9.1 Termination for Convenience: Purchaser, by written notice, shall have the right to terminate the Order, in whole or in part, at any time for its convenience. Upon receipt of written notice, Seller and any subcontractors and suppliers shall immediately cease all work with respect to the Products. Within thirty (30) days of Seller's receipt of any termination notice, Seller shall submit its claim for its costs of performance to the date of termination. The termination charges shall consist of a

percentage of the contract price of the Products reflecting the percentage of the work performed prior to the date of termination, plus any additional direct costs reasonably incurred as a result of the termination. Percentage of work performed and other charges must be verifiable by Purchaser. Upon payment of the termination charges, title to all Products for which Seller has been paid shall be vested in Purchaser.

9.2 Termination for Default: The Purchaser may terminate the whole or any part of the Seller's performance under the Order in any one of the following circumstances: (1) if the Seller fails to make delivery of the Products or to perform within the time specified herein or any extension thereof; (2) if the Seller delivers Products which do not conform to the specifications; or (3) if the Seller fails to perform any of the other provisions of the Order in accordance with its terms or so fails to make progress as to endanger performance hereunder. In the event of any such failure, Purchaser will provide Seller with written notice of the nature of the failure and Purchaser's intention to terminate for default. Such notice shall provide Seller a commercially reasonable opportunity to cure such failure. In the event Seller does not cure such failure within a commercially reasonable time of such notice, Purchaser may provide Seller with a written Notice of Termination for Default. In the event the Purchaser terminates the Order for default, as provided in this clause, the Purchaser's exclusive remedy for such default is to (i) receive a refund of the price actually paid to Seller upon the return of the Products to Seller's facility from which the Products were originally shipped or (ii) accept the Product as delivered with a mutually agreed to adjustment to the price.

10. CONFIDENTIAL INFORMATION:

10.1 In the performance of its obligations under the Order, Seller may have access to trade secrets and other confidential information, including but not limited to, drawings, data, costs, operating procedures, customers and methods of doing business, which may be owned or controlled by Purchaser and its affiliates ("Confidential Information"). If Seller does in fact have access to any of the Purchaser's Confidential Information in connection with the Order, Seller agrees that any such Confidential Information shall at all times remain the exclusive property of Purchaser and shall be used by Seller and its authorized employees, agents or subcontractors solely for the purpose of performing its obligations hereunder. Seller agrees to keep such Confidential Information in confidence and not to copy or permit others to copy the Confidential Information or disclose the same to unauthorized persons for a period of three (3) years, or for any trade secret for the period of time during which such item is considered a trade secret under applicable law.

10.2 If Seller is required to disclose the Confidential Information pursuant to any legal proceeding, Seller shall notify Purchaser in writing and allow Purchaser to seek appropriate judicial relief.

10.3 Notwithstanding the foregoing, nothing herein shall limit the Seller's right to disclose any information which: (1) was in or enters the public domain without fault of the Seller; (2) is received by Seller from a third party without restriction or breach of any duty of confidentiality; (3) was known to Seller prior to receipt and such prior knowledge is demonstrated by competent evidence; or (4) is required to be disclosed pursuant to government process, law, order, rule or regulation.

11. FORCE MAJEURE: Neither Purchaser nor Seller shall be deemed to have breached the Order as a result of delays in performance where such delays result from acts of God, fires, strikes, or occurrences, beyond the control, and without the fault, of the party seeking excuse. Any party seeking excuse under Section 11. shall promptly notify the other party in writing and take all reasonable steps to mitigate the effect of such delay on the other party. The time for performance by Seller shall be extended by a period equal to the length of any such excused delay. If any event of delay as identified in Section 11. is encountered by Seller and continues for more than ninety (90) days, the Purchaser shall have the right, but not the obligation, to terminate the Agreement for its Convenience in accordance with Section 9.1. entitled, "Termination For Convenience."

12. COMPLIANCE WITH LAWS: Seller certifies that its operations are in compliance with all applicable laws, executive orders, rules and regulations relating to Equal Employment Opportunity.

13. INSURANCE: Seller shall not insure the Product's for Purchaser's account, unless otherwise indicated in the Order.

14. ASSIGNMENT: The Order may not be assigned by either party without the written consent of the other party.

15. GOVERNING LAW: All disputes relating to the execution, interpretation, construction, performance, or enforcement of the Order and the rights and obligations of the parties shall be governed by the laws of, and resolved in the State or Federal courts in, the State of Texas. Purchaser hereby consents to and waives any objection to venue and jurisdiction in such courts.

16. CUMULATIVE REMEDIES: SELLER SHALL IN NO EVENT BE LIABLE TO PURCHASER, ANY PERSON WHO SHALL PURCHASE FROM PURCHASER, OR ANY PERSON THAT USES ANY PRODUCTS SOLD PURSUANT TO THE ORDER FOR DAMAGES OF ANY KIND, INCLUDING, BUT NOT LIMITED TO, DIRECT, INDIRECT, SPECIAL OR CONSEQUENTIAL DAMAGES OR LOSS OF PRODUCTION OR LOSS OF PROFITS RESULTING FROM ANY CAUSE WHATSOEVER, INCLUDING, BUT NOT LIMITED TO, ANY DELAY, ACT, ERROR, OR OMISSION OF SELLER, OR ANY DEFECT, FAILURE, OR MALFUNCTION OF THE PRODUCTS, AND SELLER'S SOLE LIABILITY SHALL BE TO REPAIR OR REPLACE ANY PRODUCTS COVERED BY THE ORDER F.O.B. SELLER'S FACILITY, WHETHER THE CLAIM FOR SUCH DAMAGES IS BASED UPON WARRANTY, CONTRACT, NEGLIGENCE, OR OTHERWISE.

17. SEVERABILITY: The terms and conditions of the Order are subject to all applicable laws and regulations. The unenforceability or invalidity of any provision of any of the writings that collectively constitute the Order shall not affect the validity or enforceability of the remaining provisions thereof, but such remaining provisions shall be construed and interpreted in such a manner as to carry out fully the intent of the parties.

18. DISPUTE RESOLUTION: The parties agree to attempt to resolve disputes prior to submitting such disputes to determination by litigation by good-faith negotiations between knowledgeable, responsible representatives of each party who are fully authorized to settle any such dispute.

19. WAIVER: Seller's failure to insist on performance of any term, condition, or instruction, or failure to exercise any right or privilege, or its waiver of any breach, shall not thereafter waive any such term, condition, instruction, right, or privilege.



USA

**Corporate Offices
Sales & Manufacturing**

Arlington, TX
817-258-3000 (FAX 817-258-3333)

**Regional
Manufacturing Plants**

Albemarle, NC
704-982-9555 (FAX 704-982-9599)
Atlanta, GA
404-292-8744 (FAX 404-292-7771)
Burleson, TX
817-295-7151 (FAX 817-447-3840)
Danielsville, PA
610-837-1841 (FAX 610-837-7337)
Ft. Worth, TX
817-258-3000 (FAX 817-258-3173)
Montpelier, OH
419-485-5515 (FAX 419-485-3565)
Sacramento, CA
916-441-7172 (FAX 916-441-4600)

Branch Manufacturing Plants

Boston, MA
508-634-3990 (FAX 508-634-3998)
Charlotte, NC
704-394-9111 (FAX 704-394-9122)
Chicago, IL
847-298-8844 (FAX 847-298-2967)
Denver, CO
303-371-8466 (FAX 303-371-7116)
Houston, TX
713-849-4330 (FAX 713-849-4807)
Kansas City, MO
816-231-5575 (FAX 816-231-1959)
Los Angeles, CA
323-728-8117 (FAX 323-722-7526)
Minneapolis, MN
952-829-0623 (FAX 952-944-9385)
Nashville, TN
615-871-4730 (FAX 615-871-4125)
Pittsburgh, PA
724-452-4555 (FAX 724-452-5794)
Portland, OR
503-223-7261 (FAX 503-221-0203)
Tampa, FL
813-623-1705 (FAX 813-626-8953)

Manufacturing Only

Abilene, TX • Clarksville, TX • Dallas, TX
Mansfield, TX • Paragould, AR

CANADA

Cambridge, Ontario
519-621-0546 (FAX 519-621-4413)
Edmonton, Alberta
780-450-0888 (FAX 780-465-0079)
Mississauga, Ontario
905-670-1991 (FAX 905-670-2110)

MEXICO

Guadalajara, JAL
+52 33-3283-1188 (Fax +52 33-3271-8450)
Monterrey, N.L.
+52 811 156 6830 (FAX +52 81-1156-6833)
Toluca, MEX
+52 722 276 0800 (Fax +52 722-276-0801)

BRAZIL

São Paulo, SP
+55 19 3877 9400 (Fax +55 19-3877-9429)